



Guidelines for Applicants 2016

LIFE Climate Action "traditional projects"

The current guidelines apply to the preparation of project proposals to be submitted to the Contracting Authority under the LIFE sub-programme for Climate Action. They are intended to help the applicant prepare the content of the project proposal.

This document only applies to this call for LIFE project proposals ("LIFE 2016"). Furthermore, these guidelines only concern applications for the following types of "traditional" projects in the priority area *Climate Action*: "pilot projects", "demonstration projects" and "best practice projects", as well as "information, awareness and dissemination projects". Separate guidance documents are available on the LIFE web page for other components of the LIFE 2016 call.

The document LIFE Orientation Document (also available on the LIFE web page) provides guidance to applicants on how to identify the most suitable LIFE sub-programme and priority area under which they could submit their proposal. This document also discusses the distinctions between LIFE and other EU direct funding programmes.

The current guidelines are part of the call for proposals application package 2016 which also includes the following documents that should be carefully read before submitting a LIFE proposal:

- Guide for the evaluation of LIFE project proposals
- Model LIFE Grant Agreement with Special and General Conditions

What's new in 2016

- More emphasis on sustainability and replicability (see sections 1.5.13 and 1.5.14)
- More emphasis on quantifiable environmental and climate impact including the mandatory submission of the LIFE performance indicators table (see section 1.5.18)
- More stringent control on double-funding (see section 1.5.16)
- More attention to second phase projects and the relation with other projects financed by LIFE (see section 1.5.17)
- Coordination requirements for multiple proposals aimed at the same/similar issue in the same region/country (see section 1.5.19)
- Clearer interpretation of the "transnational" priority (see section 1.5.10)
- Stricter rules on "sole traders" and "affiliates" (see sections 1.5.2 and 1.5.4)
- Additional information on proposals aiming at close-to-market concepts, particularly for climate change mitigation (see section 2.3.3);
- Updated policy priorities (see sections 2.3.3, 2.4.3 and 3.5.3)

1. INTRODUCTION TO LIFE	6
1.1 WHAT IS LIFE?	6
1.2 "TRADITIONAL" PROJECTS	7
1.3 HOW, WHERE AND WHEN TO SUBMIT A PROPOSAL?	8
1.4 HOW WILL LIFE PROJECTS BE SELECTED?	8
1.5 GENERAL GUIDANCE TO APPLICANTS	9
1.5.1 In which language may the proposal be submitted?	9
1.5.2 Who may submit a proposal?	9
1.5.3 What is the optimal budget for a LIFE project?	12
1.5.4 What is the maximum rate of EU co-financing under LIFE?	12
1.5.5 How much should project beneficiaries contribute to the project budget?	12
1.5.7 What is the optimal starting date and duration for a project?	12
1.5.7 Where can a LIFE project take place?	13
1.5.8 Who should manage a LIFE project?	13
1.5.9 Outsourcing of project activities	14
1.5.10 Under which conditions does LIFE favour transnational projects?	14
1.5.11 How elaborated should a LIFE proposal be?	14
1.5.12 Retroactive financing	14
1.5.13 Long term sustainability of the project and its actions	15
1.5.14 Replicability and transferability	15
1.5.15 Research activities and large infrastructure	16
1.5.16 Complementarity with other EU funding programmes	16
1.5.17 Proposals following or based on previous LIFE projects	17
1.5.18 Quantification of environmental benefits and climate action	17
1.5.19 Coordination requirements for multiple proposals aimed at the same/similar issue	18
1.6 REDUCING THE PROJECT'S "CARBON FOOTPRINT" AND GREEN PROCUREMENT	18
1.7 PERSONAL DATA PROTECTION CLAUSE	18
2. LIFE CLIMATE ACTION	20
2.1 WHAT IS LIFE CLIMATE ACTION?	20
2.2 WHAT ARE CLIMATE ACTION PROJECTS?	22
2.3 PRIORITY AREA: CLIMATE CHANGE MITIGATION	24
2.3.1 General scope and objectives	24
2.3.2 Link to EU climate policy objectives	24
2.3.3 EU policy priorities for the 2016 call	25
2.4 PRIORITY AREA "CLIMATE CHANGE ADAPTATION"	30
2.4.1 General scope and objectives	30
2.4.2 Link to EU climate policy objectives	30
2.4.3 EU policy priorities for the 2016 call	31
2.5 PRIORITY AREA "CLIMATE GOVERNANCE AND INFORMATION"	33
2.5.1 General scope and objectives	33
2.5.2 Link to EU climate policy objectives	33
2.5.3 EU policy priorities for the 2016 call	34
2.5.6 How to prepare a LIFE Climate Governance and Information project proposal?	35
2.5.6.1 Logical steps to conceive a project proposal	35
2.5.6.2 Some lessons from past calls for proposals	37
3. APPLICATION FORMS	39
3.1 STRUCTURE	39
3.2 GENERAL RULES	40
3.3 TECHNICAL APPLICATION FORMS	41
3.3.1 Administrative forms (A forms)	42
3.3.2 Project outline (B forms)	47
3.3.3 Detailed technical description of the proposed actions (C forms)	52
3.4 FINANCIAL APPLICATION FORMS	61
3.5 REPORTS	69
3.6 ATTACHMENTS	69

<i>4. CHECKLIST</i>	70
<i>ANNEXES</i>	71
ANNEX 1: CALENDAR - LIFE 2016 EVALUATION AND SELECTION PROCEDURE	71
ANNEX 2: IMPORTANT LINKS	72
ANNEX 3. EPROPOSAL TOOL	73
<i>Step 1: Create your ECAS user ID and password (for all users)</i>	73
<i>Step 2: Register as a user on eProposal (for all users)</i>	75
<i>Step 3: Create a proposal (to be done by coordinating applicant)</i>	77

1. Introduction to LIFE

1.1 What is LIFE?

LIFE is the European Programme for the Environment and Climate Action, for the period from 1 January 2014 until 31 December 2020. The legal basis for LIFE is Regulation (EU) No 1293/2013 of the European Parliament and of the Council of 11 December 2013,¹ (hereinafter "the LIFE Regulation").

The LIFE Programme is structured in two sub-programmes: the sub-programme for environment and the sub-programme for climate action.

The **sub-programme for environment** covers three priority areas:

- ***LIFE Environment and Resource Efficiency***
- ***LIFE Nature and Biodiversity***
- ***LIFE Environmental Governance and Information***

The thematic priorities for each priority area are further described in Annex III to the LIFE Regulation.

The **sub-programme for climate action** covers three priority areas:

- ***LIFE Climate Change Mitigation***
- ***LIFE Climate Change Adaptation***
- ***LIFE Climate Governance and Information***

The overall financial envelope for the implementation of the LIFE Programme is EUR 3,457 Billion, 75% of which is allocated to the sub-programme for environment (EUR 2,592,491,250) and 25% of which is allocated to the sub-programme Climate Action (EUR 864,163,750).

According to Article 17(4) of the LIFE Regulation, at least 81% of the total budget shall be allocated to projects supported by way of action grants or, where appropriate, financial instruments.

The first LIFE Multiannual Work Programme covering the period 2014-2017 foresees a budget of EUR 449.2 million for the sub-programme for climate action.² Of this, EUR 63.6 million will be made available for the 2016 call for proposals. In accordance with the Multiannual Work Programme, up to 10% will be available for governance and information, with the rest allocated equally between mitigation and adaptation.³ In the exceptional case,

¹ Regulation (EU) No 1293/2013 of the European Parliament and of the Council of 11 December 2013, published in the Official Journal L 347/185 OF 20 December 2013

<http://eur-lex.europa.eu/LexUriServ/LexUriServ.do?uri=OJ:L:2013:347:0185:0208:EN:PDF>

² Commission Implementing Decision of 19 March 2014 on the adoption of the LIFE multiannual work programme for 2014-2017, OJ L116 of 17.04.2014, p.1;

<http://eur-lex.europa.eu/legal-content/EN/TXT/PDF/?uri=CELEX:32014D0203&from=EN>

³ This allocation is indicative, and subject to the actual number of proposals under each priority area.

that there would not be a sufficient number of projects passing the quality threshold in one of these three broad categories the allocation of funds would be adjusted accordingly.

During the period 2014-2020, the Contracting Authority will launch one call for LIFE project proposals per year.

1.2 "Traditional" projects

Article 2 of the LIFE Regulation defines the various types of projects which may be supported by the LIFE 2014-2020 programme. While some of the project types (for example, 'integrated projects') are new to LIFE, traditional project types are similar to those already supported by previous LIFE programmes.

These "traditional" types of projects are:

- "pilot projects" meaning projects that apply a technique or method that has not been applied or tested before, or elsewhere, and that offer potential environmental or climate advantages compared to current best practice and that can subsequently be applied on a larger scale to similar situations;
- "demonstration projects" meaning projects that put into practice, test, evaluate and disseminate actions, methodologies or approaches that are new or unknown in the specific context of the project, such as the geographical, ecological and socio-economic context, and that could be applied elsewhere in similar circumstances;
- "best practice projects" meaning projects that apply appropriate, cost-effective, state-of-the-art techniques, methods and approaches taking into account the specific context of the project;
- "information, awareness and dissemination projects" meaning projects aimed at supporting communication, dissemination of information and awareness raising in the fields of the sub-programmes Environment and Climate Action.

The following table summarizes which type of project may be submitted to which priority area within the sub-programme for Climate Action:

Priority Area	Types of Action Grant Projects Eligible	Indicative budget Call 2016
Climate Change Mitigation	Best practice, demonstration, and pilot projects	15.92 Mio EUR
Climate Change Adaptation	Best practice, demonstration, and pilot projects	24.52 Mio EUR
Climate Governance and Information	Information, awareness and dissemination projects	7 Mio EUR

The total amount available for co-financing action grants for all types of "traditional" projects under the climate action sub-programme is indicatively set at 47.44 Mio EUR.

Projects financed by the LIFE Programme under one priority area shall avoid undermining environmental or climate objectives in another priority area and, where possible, promote synergies between different objectives as well as the use of green procurement.

1.3 How, where and when to submit a proposal?

Applicants for LIFE funding for action grant projects must submit their proposals using the web tool eProposal available via the LIFE web page.

The application tool contains all administrative (A), technical (B and C) and financial (F) forms required, and functionalities to attach relevant documents (maps, photos, diagrams, graphs, mandatory administrative and financial annexes). For details regarding the application forms, please refer to section 3 of this document. For details regarding the use of the eProposal tool, please refer to Annex 3 of this document.

Applicants must submit their proposals to the Contracting Authority via eProposal before 16:00 Brussels local time on 07 September 2016.

The proposal can be modified, validated and (re)submitted as many times as needed until 7 September 2016 (16:00 Brussels time). You are recommended to submit your draft(s) regularly during the entire submission period to avoid last minutes issues with your internet connection or other IT related failures. Each subsequent submission overwrites the previously submitted version (earlier versions are not archived and are therefore not available anymore).

The Executive Agency for Small and Medium-sized Enterprises (EASME) of the European Commission is the Contracting Authority for the proposals covered by these guidelines.

When preparing the proposal, the applicants may wish to consult the relevant LIFE National Contact Point for further information; the complete list of the names and contact addresses of the national/regional authorities for LIFE in the Member States can be found on the LIFE website at

<http://ec.europa.eu/environment/life/contact/nationalcontact/index.htm>

1.4 How will LIFE projects be selected?

The technical methodology for the project selection procedure and the selection and award criteria are described in section 5 of the LIFE multiannual work programme for 2014-2017. For a detailed description of how this procedure will be implemented, please refer to the '*LIFE Climate Action Guidelines for evaluation of project proposals 2016*'.

Very important:

Please note that the e-mail address specified by the applicant as the contact person's e-mail address in form A2 will be used by the Contracting Authority as the single contact point for all correspondence with the applicant during the evaluation procedure. It should therefore correspond to an e-mail account which is valid, active and checked on a daily basis throughout the duration of the evaluation procedure.

The individual grant agreements are expected to be signed by the Contracting Authority in May-June 2017. The earliest possible starting date for projects is **15 June 2017** (detailed timetable in Annex 1).

1.5 General Guidance to Applicants

The current chapter replies to some frequently asked questions on how to conceive a LIFE project proposal, applicable to all three priority areas of LIFE Climate Action. For specific guidelines on policy priorities, see section 2; for recommendation on how to fill in the technical and financial forms, please refer to section 3 of this document.

1.5.1 In which language may the proposal be submitted?

The Contracting Authority strongly recommends that applicants fill in the technical part and especially the financial part of the proposal in clear English, although proposals may be submitted in any of the official EU languages, except Irish or Maltese.

The title of the proposal and form B1 ("Summary description of the project") must always be submitted in English. Form B1 may, **in addition**, also be submitted in the language of the proposal.

Note that the grant agreement, project management, formal reporting, key deliverables and all communication with the Contracting Authority will have to be in English.

1.5.2 Who may submit a proposal?

A proposal may be submitted by any legal person registered in the European Union.

Entities participating in the proposal may fall into three types of beneficiaries: (1) *public bodies*, (2) *private commercial organisations* and (3) *private non-commercial organisations* (including non-governmental organisations, NGOs).

The term "public bodies" is defined as referring to national public authorities, regardless of their form of organisation – central, regional or local structure – or the various bodies under their control, provided these operate on behalf of and under the responsibility of the national public authority concerned. In the case of entities registered as private law bodies wishing to be considered for the purpose of this call as equivalent to "public law bodies", they should provide evidence proving that they comply with all criteria applicable to bodies governed by public law and in the event the organisation stops its activities, its rights and obligations, liability and debts will be transferred to a public body. For a complete definition, please refer to the annex "Public body declaration", which must be completed by all beneficiaries which wish to be considered and treated as a 'public body'. The only exception concerns those central (e.g.: Ministry) and local administrations (e.g.: Provinces, Municipalities, Regions etc.) whose nature of 'public body' is clear.

Please note that so called 'Sole traders' (i.e. entities owned and run by one individual and where there is no legal distinction between the owner and the business) are considered natural persons and are therefore not eligible to participate as beneficiary or affiliate in this call.

Please refer to the '*LIFE Climate Action Guidelines for evaluation of project proposals 2016*' for full details regarding the compulsory administrative documents which are required with the proposal depending on the legal status of the coordinating beneficiary.

Once a proposal has been accepted for co-funding, the applicant will become the **coordinating beneficiary** who is responsible for ensuring the implementation of the project. The coordinating beneficiary will be the single point of contact for the Contracting Authority and will be the only beneficiary to report directly to the Contracting Authority on the project's technical and financial progress.

The coordinating beneficiary receives the EU financial contribution from the Contracting Authority and ensures its distribution as specified in the partnership agreements established with the associated beneficiaries (if there are any – see below). The coordinating beneficiary must be directly involved in the technical implementation of the project and in the dissemination of the project results.

The coordinating beneficiary must bear part of the project costs and must thus contribute financially to the project budget. It cannot therefore be reimbursed for 100% of the costs that it incurs.

The coordinating beneficiary must show its legal status (by completing application form A2) confirming legal registration in the EU.

In addition to the coordinating beneficiary, a LIFE proposal may also involve one or more associated beneficiaries and/or one or more project co-financers.

An **associated beneficiary** may be legally registered outside the European Union, provided that the coordinating beneficiary is based in the EU. In order to be considered as associated beneficiary the entity shall be responsible for carrying out actions outside the EU and those actions must be necessary to achieve EU environmental objectives and to ensure the effectiveness of interventions carried out in the Member State territories to which the Treaties apply. In other words, the participation of an entity established outside the EU that will only contribute with the know-how or will collaborate to implement actions in the EU will not be considered as sufficient. The associated beneficiary must always contribute technically to the proposal and hence be responsible for the implementation of one or several project actions. An associated beneficiary must also contribute financially to the project. Furthermore, it must provide the beneficiary with all the necessary documents required for the fulfilment of its reporting obligations to the Contracting Authority.

There is no pre-defined number of associated beneficiaries to be involved in a LIFE proposal. A proposal that is submitted without any participant other than the coordinating beneficiary itself is eligible. On the other hand, a beneficiary should not hesitate to associate other beneficiaries, if this would bring an added value to the project, such as when the partnership strengthens the feasibility or the demonstration character of the proposal, its European added value, its impacts and/or the transferability of its results and lessons learnt.

Public undertakings whose capital is publicly owned and which are considered an instrument or a technical service of a public administration, and which are subject to the public administration's control, but are in effect separate legal entities, must become beneficiaries if

a public administration intends to entrust the implementation of certain project actions to these undertakings.⁴

All associated beneficiaries must show their legal status (by completing application form A5), and provide full information on the Member State or third country in which they are registered. In addition all beneficiaries whether registered or not in the EU must declare that they are not in any of the situations foreseen under Article 106(1) and 107 of the EU Financial Regulation⁵ (by signing the application form A3 or A4 – see instructions in section 3 of this document).

For private beneficiaries, the Contracting Authority may accept that **affiliated entities to a beneficiary** participate in a project as long as all conditions listed in the Model Grant Agreement and its Annex X (Financial and Administrative Guidelines) are fulfilled. However, the association of entities as affiliates may complicate the project structure and thus have a negative impact on the technical and financial coherence of the project. It is therefore entirely in the Contracting Authority's administrative discretion to accept affiliates, and in no case will affiliated entities be accepted for public beneficiaries or entities that do not comply with the description of affiliated entities hereafter.

Affiliated entities need to comply with the eligibility and non-exclusion criteria applying to applicants and should have a structural link with the beneficiary concerned (i.e. a legal or capital link) that is neither limited to the project nor established for the sole purpose of the project implementation (so the link would exist independently of the award of the grant; it should exist before the call for proposals and remain valid after the end of the project).

As affiliated entities could be accepted those directly controlled by the beneficiary (i.e. daughter companies or first-tier subsidiaries), entities controlling the beneficiary (mother company) OR in case of Memberships, the beneficiary has to be legally defined as a network, federation, association in which the proposed affiliated entities participate. **However, if several beneficiaries want to work with the same 'affiliate', the 'affiliate' should be proposed as 'beneficiary' instead.**

A **project co-financer** only contributes to the project with financial resources, has no technical responsibilities, and cannot benefit from the EU financial contribution. Furthermore, it cannot act, in the context of the project, as a sub-contractor to any of the project's beneficiaries.

Project proposals involving business-sector co-financing will be favourably considered during the evaluation process where this co-financing contributes to the expected sustainability of the project results.

For specific tasks of a fixed duration, a proposal may foresee the use of **sub-contractors**. Sub-contractors provide external services to the project beneficiaries who fully pay for the services provided. Beneficiaries (including their affiliated entities) may not act as sub-

⁴ This is the case for example in Spain for "empresas públicas" such as TRAGSA or EGMASA, and in Greece for regional development agencies.

⁵ Regulation (EU, EURATOM) No 966/2012 of the European Parliament and of the Council of 25 October 2012 on the financial rules applicable to the general budget of the Union and repealing Council Regulation (EC, Euratom) No 1605/2002, OJ L 298 of 26/10/2012, p.1.

contractors. Sub-contractors should normally not be identified by name in the proposal; if they are, the General Conditions of the Model LIFE Grant Agreement must still be respected.

For a more detailed description of the respective rules related to the coordinating beneficiary, associated beneficiaries affiliates, co-financers and sub-contractors, please refer to the General Conditions of the Model LIFE Grant Agreement.

1.5.3 What is the optimal budget for a LIFE project?

There is no fixed minimum size for project budgets. While large ambitious projects (i.e. over EUR 5 million total costs) have been financed several times in the past, small projects (i.e. below EUR 500,000 total costs) have seldom succeeded due to the limited output and consequently the low added value.

Applicants for Climate Action Information and Governance projects are advised to ensure that the scale (and the budget) of the proposed actions is sufficiently large to ensure that the project achieves meaningful results with a significant EU added value.

1.5.4 What is the maximum rate of EU co-financing under LIFE?

For the duration of the first LIFE multiannual work programme for 2014-2017, the maximum EU co-financing rate for LIFE action grant projects is 60% of the total eligible project costs.

1.5.5 How much should project beneficiaries contribute to the project budget?

The coordinating beneficiary and any associated beneficiaries are expected to provide a reasonable financial contribution to the project budget. A beneficiary's financial contribution is considered as a proof of its commitment to the implementation of the project objectives – a very low financial contribution may therefore be considered as an absence or lack of commitment.

A proposal will be rejected if the financial contribution of any of the beneficiaries to the proposal budget is EUR 0.

Moreover, where public bodies are involved as coordinating and/or associated beneficiaries in a project, the sum of their financial contributions to the project budget must exceed (by at least 2%) the sum of their salary costs charged to the project for personnel who are not considered 'additional'. For details, please refer to section 3.4 of this document.

1.5.7 What is the optimal starting date and duration for a project?

When preparing the project's time planning, beneficiaries should be aware that the expected date of the signature of the grant agreements for the LIFE 2016 projects will be during May/ June 2017. The earliest possible starting date for these projects is **15 June 2017**. Any costs incurred before the project's starting date will not be considered eligible and cannot be included in the project budget.

There is no pre-determined project duration for a LIFE project. The project duration must correspond to what is necessary to complete all of the project's actions and to reach all its objectives. Most projects last for 2–5 years.

Only under exceptional circumstances, the Contracting Authority may decide to grant an extension of the project duration. The experience of the previous LIFE Programmes has shown that many projects had difficulties completing all actions within the proposed project duration, mostly due to unforeseen delays and difficulties encountered during the project. Beneficiaries are therefore strongly advised to build an appropriate safety margin (for example, 6 months) into the timetable of their proposal.

Beneficiaries should also be aware that a project that has completed all of its actions prior to the expected end date can submit its final report ahead of schedule and receive its final payment before the official project end date mentioned in the grant agreement.

1.5.7 Where can a LIFE project take place?

LIFE projects shall take place in the territory of the European Union Member States. The LIFE Programme may also finance activities outside the EU and in overseas countries and territories (OCTs), provided that the coordinating beneficiary is based in the EU and strong evidence is provided that the activities to be carried out outside the EU are necessary to achieve EU climate objectives and to ensure the effectiveness of interventions carried out in the Member State territories to which the Treaties apply (for example, actions implemented on a trans boundary river). Please note that this is clearly an exception as normally actions should be carried out in the EU. However, when the problem at stake cannot be addressed successfully or efficiently unless actions are carried out also in non-EU countries, this will be possible. Qualitative and quantitative evidence to justify the need for those actions outside the EU must be given in the description of each of these actions in the relevant forms.

A project that takes place entirely outside the Member State territories to which the Treaties apply, ie entirely in overseas countries and/or OCTs, will not be eligible.

The eligibility criteria formulated in European Commission notice Nr. 2013/C-205/05 (OJEU C-205 of 19/07/2013, pp. 9-11), concerning the eligibility of Israeli entities and their activities in the territories occupied by Israel since June 1967 for grants, prizes and financial instruments funded by the EU from 2014 onwards, shall apply for all actions under this call for proposals, including with respect to third parties referred to in Article 137 of the EU's Financial Regulation.

1.5.8 Who should manage a LIFE project?

It is expected that the project management is carried out by the staff of the coordinating beneficiary. However, on the basis of an appropriate justification it may be carried out by a sub-contractor under the coordinating beneficiary's direct control. Any other arrangements for the project management would have to be adequately explained and justified. It is advised that each project has a full-time project manager.

The proposal should clearly describe who will be in charge of the project management, how much personnel and time will be devoted to this task and how and by whom decisions on the project will be made during the project period (i.e. how and by whom the project management will be controlled).

1.5.9 Outsourcing of project activities

The beneficiaries should demonstrate the technical and financial capacity and competency to carry out the proposed project activities. It is therefore expected that the share of the project budget allocated to external assistance should remain below 35%. Higher shares may only be accepted on exceptional basis, if an adequate justification for this is provided in the project proposal.

The General Conditions of the Model LIFE Grant Agreement must be respected for any external assistance.

In line with Article 19 of the LIFE Regulation, beneficiaries (public and private) are strongly advised to use "green" procurement. The European Commission has established a toolkit for this purpose.

More information can be found at http://ec.europa.eu/environment/gpp/toolkit_en.htm

1.5.10 Under which conditions does LIFE favour transnational projects?

The LIFE Regulation indicates that, while selecting the projects to be co-funded, the Contracting Authority shall have special regard to transnational projects, when transnational cooperation is essential to guarantee climate objectives. On the basis of award criterion 7, additional points will be given to a proposal if there is sufficient evidence for an added value of the transnational approach. If such evidence can be provided, the proposal will be considered for a higher scoring in the project selection process and will therefore have a higher chance of being selected for co-funding.

N.B.: The meaning of "transnational" as foreseen in the LIFE Regulation only covers cooperation among Member States as well as cooperation among Member States and third countries participating in the LIFE Programme under article 5 of the LIFE Regulation. Activities outside the Union or in overseas countries and territories, while possible as foreseen under article 6 of the LIFE Regulation, will not entail additional points under award criterion 7.

1.5.11 How elaborated should a LIFE proposal be?

A proposal should be as concise and clear as possible. Applicants should avoid voluminous proposals and should not provide excessively detailed descriptions of project areas, climate technologies not related to the proposal, etc.

Clear and detailed descriptions should, however, be provided for all project actions. Maps should be annexed wherever this would be useful to clarify the location of the proposed actions.

Brochures, CVs and similar documents should not be submitted and will be ignored if provided.

1.5.12 Retroactive financing

Actions already ongoing before the start of the project are not eligible. No retroactive financing for actions taken before the project's starting date will be provided.

Where actions to be undertaken in the project are significantly different from previous or ongoing activities in terms of frequency or intensity they are not considered ongoing. The applicant must provide adequate information in the proposal that allows assessing this aspect.

Exceptionally, in case of actions that were undertaken and completed in the past and that are proposed to be repeated at a similar frequency or intensity during the project, the applicant must provide evidence that such actions would not have been carried out in the absence of the LIFE project.

1.5.13 Long term sustainability of the project and its actions

LIFE projects represent a considerable investment, and the European Union attaches great importance to the long term sustainability of these investments. It is obligatory that throughout the duration of the project, the beneficiaries consider how these investments will be secured, maintained, developed and made use of or replicated after the end of the project. This should be built into the proposal. This aspect will be carefully checked during the evaluation process, particularly under Award criterion 1.

More advice and instructions specific for each priority area are available in section 2.

1.5.14 Replicability and transferability

LIFE projects must have an EU added value. In this context, it is expected that projects can be widely replicated and results widely disseminated in order to ensure a strong European added value beyond the investment into the LIFE project itself. Replicability and transferability is the potential of the project to be replicated by other economic actors and stakeholders and transferred to other regions or countries during and after its implementation. Successful replication and transfer require a strategy including tasks to multiply the impacts of the project's solutions and mobilise a wider uptake, reaching a critical mass during the project and/or in a short and medium term perspective after the end of the LIFE project. This goes beyond dissemination and transfer of knowledge and networking, and involves putting the techniques, methods or strategies developed or applied in the project into practice elsewhere.

Examples of typical activities that would have to be included to support a credible replicability and transferability strategy are:

- Analysis aimed at identifying strategic partners required for replicability and transferability of the proposed solution to another context and activities linked to negotiating with them;
- Technical and business activities aimed at validating the possible extension of the proposed solution to other industrial/commercial applications;
- Studies/activities regarding the access to financing sources as well as the physical identification of sites for replicability and transferability;
- Negotiating and planning for transfer of the proposed solution into other contexts;
- Development of a credible replicability and transferability plan (compulsory).

These aspects will be carefully checked during the evaluation process, particularly under Award criterion 6.

1.5.15 Research activities and large infrastructure

Whereas EU funding for research activities is provided under Horizon 2020 – the Framework Programme for Research and Innovation (2014–2020)⁶, limited research aimed to improve and enhance the knowledge data underpinning the project may be carried out within a LIFE project. Research must be strictly limited and intrinsically related to the project's objectives. The applicant shall explain in detail how the proper implementation of the project relies on these research activities, showing that the existing scientific basis is insufficient, and how the additional knowledge will be used to implement the project actions and reach the objectives. In such a case, scientific publications are considered important deliverables of the project.

Projects dedicated to the construction of large infrastructure do not fall within the scope of the LIFE Programme and are therefore not eligible. A project is considered to be dedicated to the construction of large infrastructure if the cost of a "single item of infrastructure" exceeds EUR 500,000. A "single item of infrastructures" means all elements as described in form F4a that are physically bound to ensure the functionality of the infrastructural investment (e.g. for blue-green infrastructure⁷, housing of technological equipment, etc.). Such amount may be exceptionally exceeded if full technical justification is provided in the proposal demonstrating the necessity of the infrastructure for ensuring an effective contribution to the objectives of Articles 14, 15 or 16 of the LIFE Regulation.

1.5.16 Complementarity with other EU funding programmes

According to Article 8 of the LIFE Regulation, activities supported from the LIFE Programme must ensure consistency and synergies, and avoid overlap with other funding programmes of the Union. In particular, the Contracting Authority and the Member States must ensure coordination with the European Regional Development Fund, the European Social Fund, the Cohesion Fund, the European Agricultural Fund for Rural Development, the European Maritime and Fisheries Fund and Horizon 2020.

The LIFE Programme encourages the uptake of the results of environmental and climate-related research and innovation of Horizon 2020 in projects. Within this context, it offers co-financing opportunities for projects with clear environmental and climate benefits that ensure synergies between the LIFE Programme and Horizon 2020.

It is thus essential that, prior to submitting their proposal to the Contracting Authority, beneficiaries check thoroughly whether the actions proposed under their project **in practice could be, or are, funded** through other EU funds.

⁶ Regulation (EU) No 1290/2013 of the European Parliament and of the Council of 11 December 2013 laying down the rules for participation and dissemination in "Horizon 2020 - the Framework Programme for Research and Innovation (2014-2020)" and repealing Regulation (EC) No 1906/2006 (OJ L 347, 20.12.2013, p. 81).

⁷ Green infrastructure is a planned network of natural and semi-natural areas, which is designed and managed to deliver a wide range of ecosystem services and protect biodiversity. Green Infrastructure is made up of a wide range of different environmental features, from green roofs to floodplain green areas or free-flowing rivers. For more information, see http://ec.europa.eu/environment/nature/ecosystems/index_en.htm.

Blue-green infrastructure is applied in an urban context and places a greater emphasis on the management of stormwater.

The beneficiaries must inform the Contracting Authority about any related funding they have received from the EU budget, as well as any related ongoing applications for funding from the EU budget. The beneficiaries must also check that they are not receiving on-going operating grants from LIFE (or other EU programmes) that would lead to double financing.

Failure to signal this in the appropriate form A7 might lead to rejection of the proposal.

Please note that this is an area of growing concern, evidence shows that an increasing number of similar or same proposals are submitted to various programmes. Increasingly severe checks and cross-checks are carried out by the contracting authorities. Failure to declare that the same or a similar proposal has been submitted to another programme (or, in the worst case, already partly financed) may have serious consequences.

In addition, at the project revision stage, the national authority may also be required to indicate the steps taken to ensure the coordination and complementarity of LIFE funding with other EU funding programmes.

1.5.17 Proposals following or based on previous LIFE projects

If the applicant is proposing a continuation of a previous LIFE project, he should clearly describe in form A7 why a further project phase is needed and how this will complement the results achieved with the previous project. The applicant should also explain when discussing sustainability (form B6), how a further continuation would be ensured with resources other than the LIFE programme. Last, but not least, in the description of every key action (C-forms) the applicant should provide precise information on how this action builds upon and complements the similar action carried out in the previous project phase.

Applicants should also show that they have taken into consideration other LIFE projects financed that addressed a similar issue. They will need to explain how their proposal builds upon or differs from the others and how it will coordinate with them if those projects are still on-going.

During the evaluation process these aspects will be carefully checked. Failure to provide full details on these aspects will have a negative impact on the final score.

1.5.18 Quantification of environmental benefits and climate action

The improved performances/advantages introduced by the proposed solution must be quantified in terms of the expected environmental benefits and climate action. This must be done by clearly indicating what the chosen baseline is. Environmental benefits and climate action must be presented in a life-cycle approach where relevant and shall be clear, substantial, ambitious, as well as credible. In this regard, consistency shall be ensured between environmental benefits and climate action described in the relevant forms of the proposal and values reported in the table on Performance Indicators.

N.B.: For GIC projects, specific advice and instructions are available in section 2.

1.5.19 Coordination requirements for multiple proposals aimed at the same/similar issue

Evidence shows that an increasing number of proposals aimed at the same or at a similar issue are submitted, often in the same Member State.

To avoid such situations applicants are strongly encouraged to consult with National Contact Points (<http://ec.europa.eu/environment/life/contact/nationalcontact/>) to check whether the topic that they are addressing is being addressed already by other applicants. If this is the case, applicants are encouraged to seek cooperation to avoid possible overlaps and increase synergies.

1.6 Reducing the project's "carbon footprint" and Green Procurement

You must explain how you intend to ensure that the "carbon footprint" of your project remains as low as it is reasonably possible. Details of efforts to be made to reduce CO₂ emissions during a project's life shall be included in the description of the project. However, you should be aware that expenses for offsetting greenhouse gas emissions will not be considered as eligible costs.

All LIFE projects are expected to apply "Green Procurement" when outsourcing services and supplies. Proposals including a clear and detailed mechanism for an extensive use of Green Procurement by most or all the beneficiaries will be granted an extra bonus under award criterion 7.

1.7 Personal Data Protection Clause

The personal data supplied with your proposal, notably the name, address and other contact information of the beneficiaries and co-financers, will be placed in a database named ESAP that will be made available to the EU Institutions and agencies, as well as to a team of external evaluators who are bound by a confidentiality agreement. ESAP is used exclusively to manage the evaluation of LIFE proposals.

The same personal data of successful projects will be transferred to another database called BUTLER, which will be made available to the EU Institutions and agencies and to an external monitoring team who are bound by a confidentiality agreement. BUTLER is used exclusively to manage LIFE projects.

A summary of each project, including the name and contact information of the coordinating beneficiary, will be placed on the LIFE website and made available to the general public. At a certain point the coordinating beneficiary will be invited to check the accuracy of this summary.

The list of successful beneficiaries and the relative amounts awarded to the projects selected will also be published in a public database called the Financial Transparency System⁸.

⁸ Financial Transparency System (FTS) - European Commission: http://ec.europa.eu/budget/fts/about_en.htm

The Contracting Authority, or its contractors, may also use the personal data of unsuccessful applicants for follow up actions in connection with future applications.

Throughout this process, Regulation (EC) No 45/2001 of the European Parliament and of the Council of 18 December 2000 on the protection of individuals with regard to the processing of personal data by the Community institutions and bodies and on the free movement of such data will be respected by the Contracting Authority and its sub-contractors. You will notably have the right to access data concerning you in our possession and to request corrections.

Submission of a proposal implies that you accept that the personal data contained in your proposal is made available as described above. It will not be used in any other way or for any other purposes than those described above.

2. LIFE Climate Action

2.1 What is LIFE Climate Action?

LIFE Climate Action aims specifically to fulfil the following general objectives as set out in Article 3 of the LIFE programme:

- *to contribute to the shift towards a resource-efficient, low- carbon and climate-resilient economy;*
- *to improve the development, implementation and enforcement of Union climate policy and legislation;*
- *to act as a catalyst for, and promote, the integration and mainstreaming of climate objectives into other Union policies and public and private sector practice;*
- *to support better climate governance at all levels, including better involvement of civil society, NGOs and local actors.*

In October 2014 the European Council⁹ set the 2030 climate and energy policy framework for the EU setting an ambitious economy-wide domestic target of at least 40% greenhouse gas emission reduction for 2030, as well as renewable energy and energy efficiency targets of at least 27%. The Paris Agreement vindicates the EU's approach. Implementing the 2030 energy and climate framework as agreed by the European Council is a priority in follow up to the Paris Agreement.

Specific approaches are required to increase integration of climate-related objectives into Member State practices, to address uneven and inadequate implementation of climate-related legislation in the Member States, and to vastly improve dissemination and promotion of climate knowledge and the according policy goals.¹⁰

Projects under this call for proposals should **support the implementation of the EU's climate policy and prepare the EU for the climate action challenges** in the coming years and decades. The "Framework strategy for a resilient Energy Union with a forward-looking climate change policy"¹¹ and the Commission Communication of 15 December 2011 entitled "A Roadmap for moving to a competitive low carbon economy in 2050" (the "Roadmap 2050") acknowledged that testing new approaches to climate change mitigation would remain essential for moving to a low-carbon economy. Effective uptake of adaptation to climate change, as a cross-cutting Union priority, also needs to be ensured as acknowledged in the Commission Communication "An EU Strategy on adaptation to climate change"¹². The Resource Efficient Europe flagship initiative supports the shift towards a resource-efficient, low-carbon and climate resilient economy to achieve sustainable growth, providing a long-term framework for actions in many policy areas, including climate change and energy. In addition, improved governance, in particular through awareness raising and stakeholder involvement, is essential to deliver environmental objectives.

Therefore, the sub-programme for Climate Action requires **projects to contribute to one of the following three priority areas:**

⁹ European Council conclusions of 24 October 2014.

¹⁰ Recital (3) of Reg. No. 1293/2013

¹¹ COM(2015)80 final

¹² COM/2013/0216 final

- Climate Change Mitigation,
- Climate Change Adaptation and
- Climate Governance and Information.

Projects must choose which priority area the project contributes most to and indicate this in the application. It is encouraged, where relevant, for projects to contribute to **more than one of those priority areas**.¹³

Synergies with other environmental and climate policies should be a central theme of Climate Action projects; for example, climate change adaptation and biodiversity should be promoted, wherever relevant. The LIFE Regulation and, to a lesser extent, the EU Adaptation Strategy, highlight ecosystem-based approaches to adaptation. As this approach clearly results in synergies and multiple benefits, applicants should determine whether their proposal is geared, from its initial conception and design, towards adaptation to climate change or towards nature conservation, and thus apply for the relevant strand of the LIFE Programme. Examples of this may include proposals concerning peatland restoration, coastal realignment or river floodplain restoration. Projects in urban areas can also promote synergies between climate change adaptation and mitigation, in addition to environmental policies. Examples of this may include proposals concerning thermal insulation of buildings, green infrastructure and water savings.

Solutions, methods and approaches developed by projects under the LIFE sub-programme for Climate Action should be suitable to be scaled up and supported by private investments, other Union or national funding programmes, as well as financial instruments, where applicable.

With a view to optimising the use of LIFE Programme resources, **synergies between actions under the LIFE sub-programme for Environment, in particular to protect biodiversity, and climate change mitigation and adaptation measures under the LIFE sub-programme for Climate Action, for forests and soil, water scarcity and droughts, as well as management of flood risks, should be fostered.**^{14,15} **Projects in one priority area that might undermine environmental or climate objectives in another priority area will not be funded** unless this impact is clearly explained and justified in the proposal and the possible alternatives and mitigation and adaptation measures have been correctly planned if appropriate.

The experience of past LIFE programmes has highlighted the need to focus efforts on concrete environmental and climate policy priorities and areas for action. Those thematic priorities should not be exhaustive to allow applicants to submit proposals in other areas and to incorporate new ideas to react to new challenges.¹⁶ In line with the general objective of the LIFE Regulation, the project applications are especially encouraged to address specific climate challenges **in each of the three priority areas, which are outlined below in the form of EU policy priorities.** It should be noted that these priorities may be altered each year. This aspect will be checked during the evaluation process, particularly under Award criterion 4.

¹³ Recital (18) of Reg. No. 1293/2013

¹⁴ Recital (16) of Reg. No. 1293/2013

¹⁵ Recital (17) of Reg. No. 1293/2013

¹⁶ Recital (36) of Reg. No. 1293/2013

The construction of large infrastructure is considered beyond the scope of the LIFE Programme and will therefore not be supported.

2.2 What are Climate Action projects?

According to the LIFE Regulation, *LIFE Climate Change Mitigation and Climate Change Adaptation* projects must be pilot, demonstration or best practise projects.

A **pilot project** means project that applies a technique or method that has not been applied or tested before, or elsewhere, that offers potential environmental or climate advantages compared to current best practice and that can subsequently be applied on a larger scale to similar situations. These projects aim to assess the effectiveness of the method, to inform other stakeholders of the results and to encourage them where appropriate to use the techniques and methods successfully tested in the project.

For **demonstration projects**, means projects that put into practice, test, evaluate and disseminate actions, methodologies or approaches that are new or unknown in the specific context of the project, such as the geographical, ecological, socio-economic context, and that could be applied elsewhere in similar circumstances. In order to achieve the required EU added value, they must be designed to demonstrate whether or not the target techniques and methods work in the project's context. A successful demonstration project is available to all potential stakeholders and aims to encourage other stakeholders to use the techniques and methods demonstrated in the project. Demonstration projects may have a higher EU added value if they take place on a national or transnational level, rather than on a local scale.

As regards the **demonstration scale**, the project should be implemented on a technical scale that allows the evaluation of the technical and economic viability of the proposed pilot on a larger scale. The proposal must justify the choice of scale for the project in the light of the above. In particular, for projects developing decision support systems, planning tools or the like, there has to be a specific project action implementing the tool to demonstrate its technical and economic viability and to enable a **comparison with the baseline situation**.

Note that the application of an established best practice action/methodology in a particular geographical region where it has not been applied before is considered to be a "**best practice**" activity.

Best practice projects means projects that apply appropriate, cost-effective and state-of-the-art techniques, methods and approaches taking into account the specific context of the project. They are available to all potential stakeholders to adopt and illustrate how this can be done.

According to LIFE Regulation, Climate Action "**Information, awareness and dissemination projects**" aim at supporting communication, dissemination of information and awareness raising in the fields of the sub-programmes for Environment and Climate Action. They must especially serve one or more of the general objectives of the Climate governance and information priority area, in accordance with Article 16 of the LIFE regulation. Projects aiming to enhance climate governance and capacity building are strongly encouraged.

All projects need to contribute to the general objectives of the LIFE programme according to Article 1 of the LIFE Regulation. This means that the climate advantages demonstrated by the project need to have a clear intended application and a potential impact towards achieving a low emission and climate resilient society and/or the integration of climate objectives into the public and private sector.

In order to achieve the required EU added value, the monitoring, evaluation and active dissemination of the main project results and/or lessons learnt is an integral part of the project and its follow up.

2.3 Priority Area: Climate Change Mitigation

2.3.1 General scope and objectives

The LIFE Regulation states that to contribute to the reduction of greenhouse gas emissions the priority area of Climate Change Mitigation has in particular the following specific objectives¹⁷:

- to contribute to the implementation and development of Union policy and legislation on climate change mitigation, including mainstreaming across policy areas, in particular by developing, testing and demonstrating policy or management approaches, best practices and solutions for climate change mitigation;
- to improve the knowledge base for the development, assessment, monitoring, evaluation and implementation of effective climate change mitigation actions and measures and to enhance the capacity to apply that knowledge in practice;
- to facilitate the development and implementation of integrated approaches, such as for climate change mitigation strategies and action plans, at local, regional or national level;
- to contribute to the development and demonstration of innovative climate change mitigation technologies, systems, methods and instruments that are suitable for being replicated, transferred or mainstreamed.

2.3.2 Link to EU climate policy objectives

Projects under the Climate Change Mitigation Priority Area should contribute to the transition towards a low emission economy and to reaching the economy-wide EU target of at least 40% greenhouse gas emission reduction for 2030, as well as renewable energy and energy efficiency targets of at least 27%.

The Union climate policy and legislation aiming to reduce greenhouse gas emissions focus in particular on:

- renewable energy,
- energy efficiency,
- the emissions trading system,
- energy and greenhouse gas intensive industrial production,
- land use, land-use change and forestry,
- conservation of natural carbon sinks,
- transport and fuels,
- fluorinated gases and ozone depleting substances,

¹⁷ Article 14 of the LIFE Regulation (EU) No 1293/2013

- carbon capture and storage¹⁸,
- efforts by Member States and regional/local authorities to reduce greenhouse gas emissions, and
- greenhouse gas monitoring and reporting.

2.3.3 EU policy priorities for the 2016 call

For this call, projects within the following areas are encouraged, in particular:

- Energy intensive industries
- Fluorinated greenhouse gases
- Land-use, land-use change and forestry (LULUCF):

Moreover, proposals aiming at piloting or demonstrating technical solutions for reducing greenhouse gas emissions through eco-innovation, circular economy and other means are encouraged to present "close-to-market" projects. Such proposals should build on best available technologies and advance the technology readiness levels towards industrial and commercial scale. Industrialization and commercialization can already start during the LIFE project and are supported through business models, investment and market analyses, and credible business plans. Such proposals should include a thorough replication and transferability strategy with respective activities. Further guidance on "close-to-market" projects can be found in the Guidelines for applicants 2016: LIFE Environment and Resource Efficiency, Chapter 2.3.1.

1. Energy intensive industries

In order to reach the targets set out in the EU's 2030 Climate and energy framework and to contribute to the implementation of the 2050 low-carbon economy roadmaps that various industrial sectors have developed, significant investments in industrial innovation and demonstration plants are necessary. Breakthrough solutions across sectors for advanced **low-carbon manufacturing and processing** are important in maintaining the competitiveness of EU industries while ensuring the climate objectives are reached. This is vital, since the EU manufacturing sector faces strong global competition, and ambitious EU environmental and climate policies must provide the needed incentives for leveraging the opportunities provided by advanced manufacturing technologies and key enabling technologies through the whole value chain.

The development of innovative and cost-effective technologies, with the objective of reducing the greenhouse gases (GHG) emission intensity¹⁹ of manufacturing and processing industries will be supported. Proposals shall focus, in particular on **energy-intensive industries (EIs)**, especially (but not exclusively) those industries which may be exposed to a significant risk of carbon leakage.

¹⁸ The construction of carbon capture and storage infrastructure is considered beyond the scope of the LIFE Programme and is supported via other EU Programmes (for example NER300 programme).

¹⁹ Ratio between direct GHG emissions and output units of an activity

More specifically, EII proposals should focus on the design, development and implementation of breakthrough solutions mainly via demonstration programmes with a long-term impact, including in real industrial environments. Activities are intended to start at Technology Readiness Levels 4-5 and target Technology Readiness Levels 6-7; moreover, the activities are expected to be led by industries with support from partners and technology providers.²⁰

The proposals may address a variety of technological solutions with potential widespread applications or combine different technologies across the sectors. Cooperation between industrial sectors is encouraged, and applicants should, whenever possible, seek synergies, including possibilities for funding from relevant national/regional research, innovation or environment programmes and/or cumulative funding. Moreover, applicants should seek complementarity with other projects, in particular, the uptake of results of Horizon 2020.

Projects should deliver economically viable solutions and technologies or new raw-materials that allow a reduction in specific GHG emission intensity by at least 15 %, with respect to the best available techniques currently installed²¹. The reduction of GHG emissions should not be achieved solely through fuel switching.

A dedicated work package should address the transferability of the developed technologies within the sector and possibly to other sectors. It is expected that they transfer solutions and technologies or enhance innovations of suppliers to energy intensive industries.

Furthermore, projects should boost Europe's industrial leadership in advanced manufacturing and processing and foster employment particularly in the small and medium-sized enterprises and open new market opportunities in this field.

2. Fluorinated greenhouse gases

Hydrofluorocarbons (HFCs) and other fluorinated greenhouse gases do not attack the ozone layer, but are strong climate gases, therefore their use needs to be drastically reduced. This is why the Regulation (EU) 517/2014 on fluorinated greenhouse gases includes a so-called phase-down of HFCs by 80% by 2030.

Availability of suitable alternatives: In most HFC-using sectors alternatives are available today, in a few application areas, however, there still remains an urgent need to innovate further and/or demonstrate the suitability (safety, costs, energy efficiency, fit-for-purpose) of climate-friendly alternatives. Other fluorinated gases, such as sulphur hexafluoride (SF₆), nitrogen trifluoride (NF₃), and perfluorocarbons (PFC), have particularly high climate-warming properties (up to 23.000 times more than CO₂); therefore it is a high priority to find suitable alternatives for their uses also.

²⁰ See Horizon 2020 Work Programme 2016-2017, 20. General Annexes, section G
http://ec.europa.eu/research/participants/data/ref/h2020/other/wp/2016-2017/annexes/h2020-wp1617-annex-ga_en.pdf

²¹ The best available techniques are defined in the relevant Best Available Techniques Reference Documents and are in line with the benchmarks set in the Benchmarking Decision. <http://eippcb.jrc.ec.europa.eu/reference>

Demonstration, pilot or best practice projects showing the use of low Global Warming Potential (GWP) alternatives to fluorinated gases should be trialled in the following sectors:

- MDIs (metered dose inhalers = "asthma sprays") ;
- Air Conditioning and Refrigeration Equipment for high ambient temperatures;
- ORCs (Organic Rankine Cycles);
- Heat pumps;
- Improving system design to address flammability/pressure issues to encourage use of natural refrigerants (e.g. hydrocarbons, CO₂) for any kind of F-gas using equipment.
- SF₆ use in Electrical switchgear, in particular primary medium voltage, and high voltage;
- Fluorinated gases (SF₆, NF₃, PFCs, etc..) used in manufacturing processes such as in the electronics industry (semiconductors, photovoltaics) and other emissive uses (aircrafts, military, industrial processes);

Barriers posed by standards: Another important barrier to the use of climate-friendly alternatives to fluorinated gases are standards in the area of refrigeration and air conditioning. A major gap is that relevant information on risk management and minimization approaches for flammable refrigerants, in particular hydrocarbons, are not available to the relevant standard-setting bodies

Demonstration, pilot or best practice projects should demonstrate how risks of flammable refrigerants, in particular hydrocarbons, are minimized in design and use of equipment to maximize refrigerant charge sizes without compromising safety. The minimization of risks should be guided by objective data. This could involve bringing relevant existing information and research together as well as new complementary laboratory and field studies in support of standard setting processes and the work of existing standard committees

3. Land-use, land-use change and forestry (LULUCF):

A key challenge for this sector is collecting robust carbon data from forests and soils, and developing of robust, transparent rules that are practicable at an EU and global scale. Another challenge is to encourage measures that ensure that EU landscapes (forests, soils and agriculture) contribute to Paris Agreement goals, i.e. climate resilience and sustainable development, in a manner that does not threaten food production, aiming to contribute to achieving a balance between anthropogenic emissions and removals by 2050, while conserving and enhancing both terrestrial sinks (carbon capture) and reservoirs (carbon storage). Decision 529/2013 foresees that Member States will prepare Information on actions, which would set out measures to limit or reduce emissions and to maintain or increase removals and the monitoring and reporting methods to be taken to adopt common accounting rules. For this purpose, innovative solutions need to be tested and implemented

taking particular account of their replicability and transferability across regions and Member States.

The LIFE programme will furthermore support projects which tackle the climate change problems posed by **soil degradation** in its various forms. The effects of measures for enhanced soil organic matter and carbon storage need to be better addressed and more attention needs to be paid to the associated monitoring. A comprehensive assessment of the availability and **use of sustainable biomass** that is linked to concrete actions may also be included as part of a project since the demand for renewable energy is increasing. Such land use measures and assessments would contribute to building a low-carbon economy.

Proposals should concern project that are able to be **replicated and transferred across regions and Member States** (requirement), and it is encouraged also to focus on **synergies between environmental and climate actions associated with agriculture, forests and soils including their monitoring**. Projects should in particular address the **specific EU policy priorities listed below**:

Land use sector:

- Landscape and land management strategies and practices to limit or reduce emissions; particularly the transformation of areas of organic soils or arid lands.
- Mainstream emission reduction and resource efficiency actions across agriculture or land use sectors; incentivise behavioural change at local or (cross-) regional level.
- Creation of local, regional and cross-regional concepts for enhancing and maintaining carbon storage potential of soils.
- Encourage climate action in communities where land-based emissions are (or will be) the main share of economy-wide emissions in the coming years and promote the results broadly.
- Champion and promote possible new economic land use activities while maintaining land carbon storage capacity, for example, paludiculture.

Greenhouse gas accounting of land use

- Facilitation of monitoring and accounting of carbon stocks and fluxes for land resource managers at local, regional and cross-regional level.
- Improvement of monitoring and communication about the loss of grasslands, degradation of former and existing peat lands, etc., as carbon stores.
- Monitoring potentials for carbon storage or emission saving in public spatial planning.
- Better understanding of economic and social benefits of climate change mitigation actions, for example, closed circle economic aspects, local value chains for agricultural products, feeding strategies, job potentials in local communities, etc.

Sustainable use of solid biomass

- Local value-chain exploration and facilitation of low-carbon production and transformation of biomass into long term carbon stores (material substitution).
- Assessment and implementation the life cycle flows of carbon in biomass in important economic processing chains in the community, i.e. cascading principle.

- Deployment of new approaches (e.g. model cities or regions) for producing, consuming and governing biomass in a sustainable way, with a transformational impact (i.e. a lasting behavioural change in the targeted sector or region).
- Implementation of low-carbon forestry technologies into forestry and connected public and private sector practices with a transformational impact.

Agriculture

- Implementation of low emission farming practices with a transformational impact (i.e. a lasting behavioural change in the targeted sector or region).
- Low-carbon woodland land use management systems and application of agro-forestry systems with a transformational impact.
- Carbon foot-printing or measurement in labelling and quality schemes, or to support sustainable use and/or protection of rare/local crop and animal genetic resources.
- Comprehensive land-use analysis on farms and incorporation of low emission practices in a broad geographical area, e.g. region, for example application of land-use calculators.
- Analysis and improvements of existing climate measures, in particular under the Common Agricultural Policy, preparation and facilitation of incorporation into future EU policy approaches, operational programmes or rural development programmes. This could for example be related to land planning and management with regards to the potential carbon sequestration and carbon storage potentials.

2.4 Priority Area "Climate Change Adaptation"

2.4.1 General scope and objectives

With a view to contributing to supporting efforts leading to increased resilience to climate change, the priority area Climate Change Adaptation has in particular the following specific objectives as set out in Article 15 of the LIFE Regulation:

- to contribute to the development and implementation of Union policy on climate change adaptation, including mainstreaming across policy areas, in particular by developing, testing and demonstrating policy or management approaches, best practices and solutions for climate change adaptation, including, where appropriate, ecosystem-based approaches;
- to improve the knowledge base for the development, assessment, monitoring, evaluation and implementation of effective climate change adaptation actions and measures, prioritising, where appropriate, those applying an ecosystem-based approach, and to enhance the capacity to apply that knowledge in practice;
- to facilitate the development and implementation of integrated approaches, such as for climate change adaptation strategies and action plans, at local, regional or national level, prioritising, where appropriate, ecosystem-based approaches;
- to contribute to the development and demonstration of innovative climate change adaptation technologies, systems, methods and instruments that are suitable for being replicated, transferred or mainstreamed.

2.4.2 Link to EU climate policy objectives

Adaptation means anticipating the adverse effects of climate change and taking appropriate action to prevent or minimise the damage they can cause, or taking advantage of opportunities that may arise. Many economic sectors are directly dependent on climatic conditions and are already facing the impact of climate change in areas such as agriculture, forestry, beach and snow tourism, health and fisheries. Major utilities, such as energy and water providers, are also affected. Ecosystems and the services they provide are suffering from the adverse impacts of climate change, which is accelerating the decline of biodiversity and reducing their ability to buffer natural extremes. Climatic changes will have consequences for the availability of basic natural resources (water, soil) leading to significant changes in conditions for agriculture and industrial production in some areas.

Objectives and priorities for funding adaptation to climate change are specified in the **EU Strategy on adaptation to climate change**²², and in the LIFE Multiannual Work Programme 2014-2017.

The overall aim of the EU Adaptation Strategy is to contribute to a more climate-resilient Europe. This means enhancing the preparedness and capacity to respond to the impacts of climate change at local, regional, national and EU levels, developing a coherent approach and improving coordination.

²² Commission Communication COM(2013)216 final

In this first phase of the implementation of the EU Adaptation Strategy, promoting adaptation in the urban environment is a priority. In this context, in March 2014, the European Commission launched a new urban adaptation initiative ('**Mayors Adapt**')²³. Since October 2015, this initiative has been integrated into the new Covenant of Mayors for Climate and Energy²⁴. The Covenant aims at promoting additional integrated adaptation and mitigation action in an urban context.

2.4.3 EU policy priorities for the 2016 call

The **EU Adaptation Strategy** provides some concrete indications of the characteristics of projects sought and of specific project priorities. It states that LIFE funding for adaptation will give priority to projects that **address key cross-sectoral, trans-regional and/or cross-border issues**. Projects with demonstration and transferability potential will be encouraged, as will be **green infrastructure** and **ecosystem-based approaches to adaptation**, and projects aiming to **promote innovative adaptation technologies**. In addition, the European Union will promote adaptation particularly in the following vulnerable areas:

- cross-border management of floods, fostering collaborative agreements based on the EU Floods Directive;
- trans-boundary coastal management, with emphasis on densely populated deltas and coastal cities;
- mainstreaming adaptation into urban land use planning, building layouts and natural resources management;
- mountain and island areas, with emphasis on sustainable and resilient agricultural, forestry and tourism sectors;
- sustainable management of water; combating desertification and forest fires in drought-prone areas;

The Strategy further states that the European Union will support the establishment of **vulnerability assessments and adaptation strategies**, including those with a cross-border nature.

Project proposals focusing on **urban adaptation** are also encouraged. This focus will allow responding to several of the themes identified in the EU Adaptation Strategy, such as green infrastructure and ecosystem-based approaches to adaptation; innovative adaptation technologies; floods; water; elaboration and implementation of adaptation strategies and plans. In this context, actions as listed below are examples that would help contribute to meeting this important EU policy objective:

- developing and implementing local adaptation and mitigation initiatives ('the Covenant of Mayors for Climate and Energy' and 'Mayors Adapt')
- projects contributing at the same time to climate adaptation and mitigation (such as those linked to the 'Covenant of Mayors for Climate and Energy')_as well as nature conservation and biodiversity objectives in urban areas;

²³ The Mayors Adapt website: <http://mayors-adapt.eu/>

²⁴ The Covenant of Mayors website: http://www.covenantofmayors.eu/about/covenant-of-mayors_en.html.

- developing and deploying innovative adaptation technologies in urban areas, including in the water, energy and construction sectors;
- promoting and developing green infrastructure²⁵ in cities, including combating the urban heat island effect (through green roofs or networks of green space as ventilation areas), improving permeability of urban surfaces and/or controlling flood risks (through multi-use retention areas).

²⁵ Green Infrastructure is a planned network of natural and semi-natural areas, which is designed and managed to deliver a wide range of ecosystem services and protect biodiversity. This will in turn foster a better quality of life and human well-being, and protect us against climate change and other environmental disasters, for instance by alleviating floods, storing carbon, preventing soil erosion or allowing ventilation. Green Infrastructure is made up of a wide range of different environmental features, from green roofs to floodplain green areas or free-flowing rivers. For more information, see http://ec.europa.eu/environment/nature/ecosystems/index_en.htm.

2.5 Priority area "Climate Governance and Information"

2.5.1 General scope and objectives

LIFE Climate Governance and Information specifically aims at contributing to the development and implementation of EU climate policy and legislation.

The specific objectives of the priority area Climate Governance and Information set out in Article 16 of the LIFE Regulation are in particular:

- to promote awareness raising on climate matters, including generating public and stakeholder support of Union policy making in the field of the climate, and to promote knowledge on sustainable development;
- to support communication, management, and dissemination of information in the field of the climate and to facilitate knowledge sharing on successful climate solutions and practice, including by developing cooperation platforms among stakeholders and training.
- to promote and contribute to more effective compliance with and enforcement of Union climate legislation, in particular by promoting the development and dissemination of best practices and policy approaches;
- to promote better climate governance by broadening stakeholder involvement, including NGOs, in consultation on and implementation of policy;

2.5.2 Link to EU climate policy objectives

Projects under the Climate Governance and Information Priority Area should promote actions contributing to objective of shifting towards a low carbon and resilient economy.

In this context, the development of long term climate strategies and new policy measures, full implementation of climate policy and legislation as well as ensuring a higher uptake of climate friendly technologies is important. These aspects are inextricably linked to achieving, better governance, mainstreaming climate action in other policies as well as promoting knowledge, dissemination of information and stakeholder involvement.

This year **projects aiming to enhance climate governance and capacity-building are strongly encouraged to ensure a high impact, e.g. train the trainers' programmes. Pure awareness raising activities (like creating a webpage) are not encouraged.**

Projects could develop cooperation platforms and share best practices for more effective compliance, enforcement and mainstreaming, and generate support from the public and stakeholders for the Union's policy-making efforts.²⁶

²⁶ - Recital 21 of Reg. No. 1293/2013

2.5.3 EU policy priorities for the 2016 call

In particular the following European policy priorities **listed below are encouraged**:

- Projects supporting the development of national 2030 climate and energy strategies and/or mid-century strategies. In the context of the Energy Union it is foreseen to streamline and integrate the planning of climate and energy strategies to ensure coherence across policy fields. Furthermore the Paris Agreement invites Parties to prepare mid-century strategies. An important element of preparing such strategies is the development and use of quantitative projections that can inform policy makers and stakeholders. Thus, achieving a higher level of knowledge and capacity of using quantitative modelling tools is also encouraged.
- Enhanced implementation and development of climate policies also requires transparency and accountability. A solid system for tracking progress through enhanced monitoring and reporting is therefore important, as well as a robust ex-post evaluation of the effects of climate policies. An essential element is the (ex-post) assessment of the functioning of the EU ETS, its impacts and interaction with energy and other policy instruments and the related development of easily accessible information and data. Therefore projects which build broader and stronger networks of experts and ensure wider dissemination of knowledge on emissions inventories, projections, monitoring and evaluation of policies and measures are needed.
- In relation to (EU) 517/2014 on fluorinated greenhouse gases, activities increasing the uptake of training for service personnel of equipment using climate-friendly alternatives (ammonia, CO₂, hydrocarbons, HFOs) are important. Awareness campaigns among end-users and the equipment distribution chain (e.g. wholesalers, supermarkets, large building operators) could promote the training need and facilitate an exchange of best practices. Multiplication of effort and addressing the existing geographic imbalances could be addressed by train-the-trainer programmes.
- Building coordination platforms on climate policy monitoring, assessment and ex-post evaluation in order to support the development of cost-effective climate action, both on mitigation and adaptation. Concerning adaptation this should include adaptation indicators, risk communication and management and on linking the existing information-sharing systems for adaptation.
- Furthermore, projects should focus on the exchange of best practice and awareness raising on climate change vulnerabilities and climate change adaptation options, including on the understanding of adaptation strategies and on how they are applied in the local and regional context and on adaptation finance, including insurance.

2.5.6 How to prepare a LIFE Climate Governance and Information project proposal?

2.5.6.1 Logical steps to conceive a project proposal

1. Identify **the problem** the proposal aims to address and describe the current situation. Applicants must demonstrate a solid understanding of the problem targeted by describing it and quantifying it in a complete and convincing way in the project proposal (to the extent that this is reasonably possible, depending also on the nature and subject of the project). The **description of the problem** should include information on the root causes of the problem, the severity and extent of the problem.

Once identified the problem, applicants should check whether the problem targeted is clearly related to EU climate legislation and policy.

It is advisable to check in the database on the LIFE website to see whether similar projects have been undertaken in the same field. Applicants could identify potential links, build on existing knowledge and use lessons learnt or solutions from past or/and ongoing project i.e. where a thematic database or platform of knowledge may have already been developed through LIFE projects, therefore the applicants should use/build on them instead of creating new ones.

A clear and complete **analysis of the current situation** (the baseline) in terms of climate/environmental and social challenges should be presented in the project proposal. The description of the situation before the project intervention serves to indicate the starting point of the project. The baseline helps to demonstrate the logical links between the identified problems, their causes, the activities and expected results.

The baseline is also instrumental to assess expected impacts and to monitor the project's progress. In this regard, the baseline description should include quantitative and qualitative data i.e.; results of a survey indicating the level of awareness of civil servants about floods risks etc.

The baseline should include clear and specific information of past and ongoing projects in the same field led or not by the applicants. In particular, the proposal should indicate what has been achieved by past and/or ongoing interventions and what the added value of the proposal is compared to existing or/and past projects.

In case some information is not available or it is outdated, the applicants can use preparatory actions to complete or/and update the baseline. However, key data – at least qualitative data – should be provided to demonstrate the need and rationale of the project. The source of all baseline data should be provided.

2. Example of problems to be addressed by projects:

- *Insufficient awareness among the inhabitants of region YY of risks of floods of the river XX.*

3. Define **what is to be achieved** as a result of the project in terms of progress towards tackling the problem targeted. Objectives to be achieved need to be clear, specific and measurable. The simple implementation of, e.g., a communication campaign without achieving anything specific and measurable in relation to the identified problem cannot be considered to constitute a project objective and a positive result of a project. Measurable achievements take the form of a measurable impact on attitudes and behaviours and as much as possible on the state of the environment.

Example of objectives to be achieved by projects:

- *Increased awareness among citizens of region YY of floods mitigation practices for the river XX.*

4. Define **who will be targeted** by the project. Applicants have to reflect carefully on the choice of target audience(s) with respect to the project objectives. The relevance of the target audience(s) for addressing the problem identified as well as the size of this audience are crucial aspects in the design of the strategy and need to be clearly explained. Projects focused only at local level risk obtaining a low score for this aspect unless they can prove that they represent high EU added value.

Example of target audiences for projects:

- *The general public, private sector and other relevant stakeholders in the target area.*

5. Define the **actions** that will enable the objectives to be achieved. All actions must be necessary and appropriate to address the problem and must be adapted to the target audience identified. Design a clear strategy linking the individual actions in order to achieve the defined objectives. In this sense, applicants have to demonstrate a solid understanding of the logical links between problem targeted, objectives, actions and results. Applicants should provide a description of activities, identifying what will be done, who will do it, when it will be done (beginning, duration, completion), where it will be done and who will benefit from the activity. For projects designed to increase awareness or understanding among the target audience, applicants have to demonstrate a satisfactory knowledge and understanding of current communication techniques and explain the choice and pertinence of the **communication mix** retained for the project. The elaboration of a detailed **communication strategy/plan** as a preparatory action for such projects is also considered to be a necessity, and the key elements of such a strategy should already be presented in the project proposal.

- I. Include a 'put into practice' component in the project. Project should not only be limited to developing tools and methodologies but they should also include a realistic strategy with **concrete activities enabling uptake and effective use of these tools by the relevant actors during the duration of the project and possibly after the project ends.**
- II. Involve **relevant stakeholders in the design and implementation** of the project to facilitate synergies, multiplying effects and uptake of project results. This may include national or local authorities in charge of the implementation of relevant issues, i.e.

Ministry of Environment department in charge of National Floods management plan etc.

6. Define **indicators** for **monitoring the expected results** of the project. These indicators should be closely linked to the **objectives** of the project, providing relevant information of what is expected to be achieved by the project. They should **inform on the impacts on the state of environment**, whenever possible, as well as **the impacts on the attitude and practices of the target audience**. The project impact is normally measured in comparison with the baseline situation identified before the start of the project. Indicators measuring progress of the project (completion of tasks/outputs) are not sufficient to assess the impacts of project. In the proposal, applicants have to explain the appropriateness of the impact monitoring indicators selected and the impact monitoring regime (e.g. frequency) retained.

Example of impact indicators:

- % change in level of awareness compared to baseline measured by surveys

Applicants are encouraged to develop a set of specific impact indicators that are most appropriate to their project to be added to the mandatory LIFE performance indicator table. Even if the contribution of the project to the achievement of these indicators is only indirect or partial, such indicators provide an indication of the level of ambition and capacity to contribute to a remedy of the identified problem.

7. Define a realistic strategy to assure that project results will be maintained or improved and actions will continue beyond the project duration. It is advised to plan actions to ensure funding of such activities after the project ends.
8. Include substantive actions to **replicate the approach/results** of the projects in similar contexts in other regions, countries, sectors. Replication activities should go beyond dissemination of results and networking. In this context, identify and set up relevant contacts, build up a replication action plan including assessment of possible adaptations needed and funding opportunities, conduct specific actions to concretely put the techniques/approaches developed in the project into practice elsewhere.

2.5.6.2 Some lessons from past calls for proposals

Applicants are invited to pay particular attention to and reflect upon the following recurring reasons for such proposals failing in the past:

- Poor identification and description/presentation of the environmental problem targeted and related awareness and governance issues, with limited or no background information and data. Poor description of the current (baseline) situation in the target area,
- Lack or incomplete description of the value added of the project compared to ongoing or past projects led in the same field.
- Poor identification and description of the target audience of the project.
- Inappropriate target audience with respect to the problem targeted.

- Actions not responding to the needs of the identified target audience
- No coherent strategy linking individual actions to achieve the defined objective and address the identified problem.
- Poor or incomplete identification and involvement of relevant stakeholders in the design and implementation of the project.
- Lack of an implementation component including actions to ensure the effective use of developed tools/methodologies by relevant actors
- Lack of a realistic strategy/action plan including concrete actions, beyond dissemination of results and networking, to ensure replication of the approach/tools in other contexts (other regions, countries, sectors)
- No quantification or poor/limited quantification of expected results.
- Indicators not specific/relevant to measure outputs or expected results.
- Inadequate monitoring activities and monitoring indicators for monitoring the project's impact and results.
- Low value for money.

Key elements of the proposal	Checklist
Identification of the problem	<ul style="list-style-type: none"> - Describe the problem and its root causes - Indicate who is affected by the problem – clarify who the target audience is and why the target group has been selected - Check whether the proposal fully and clearly respond to the LIFE Call requirements - Check in the database on the LIFE website to see whether similar projects have been undertaken in the same field and verify if similar solutions can be applied in the proposal
Description of the baseline	<ul style="list-style-type: none"> - Describe clearly the climate/environmental threats and awareness/communication challenges of the current situation - Provide quantitative and/or qualitative baseline data of both environmental and awareness/communication challenges - Provide the source of information for data
Description of the objectives of the project	<ul style="list-style-type: none"> - Describe what the project will achieve (expected Impacts), by whom and when - Fill in the excel indicators table with the expected Impact indicator and add other indicators, if appropriate - Clarify if/how and to what extent the results will be sustained after the end of the project
Description of the activities of the project	<ul style="list-style-type: none"> - Describe what the activity is about, by whom it will be carried out, when and what are the resources needed – budget, human resources and equipment - Check whether you have included concrete actions to replicate and transfer the results of your project. - Check whether there is a clear logical link between the problem/baseline data, the actions and the expected results - Include a strategy and related actions to ensure that results are sustained and used after the project ends.

3. Application forms

3.1 Structure

Proposals are structured in the eProposal system²⁷ as follows:

- **Administrative forms (A forms)**
 - Form A1 – General project information
 - Form A2 – Coordinating beneficiary
 - Form A3 – Coordinating beneficiary declaration
 - Form A4 – Associated beneficiary declaration and Mandate
 - Form A5 – Associated beneficiary
 - Form A6 – Co-financiers
 - Form A7 – Other proposals submitted for European Union funding
- **Project outline (B forms)**
 - Form B1 – Summary description of the project
 - Form B2 - Climate problem targeted and, if applicable, other environmental benefits
 - Form B3 – EU added value and socio-economic effects
 - Form B4 – Stakeholders involved and main target audience of the project
 - Form B5 – Expected constraints and risks related to the project implementation and mitigation strategy
 - Form B6 - Continuation / valorisation of the project results after the end of the project
- **Detailed actions (C forms)**
 - Form C0 – List of all actions
 - Form C1
 - A. Preparatory actions (if needed)
 - B. Land purchase/lease of land and/or compensation payment for land use rights (if needed)
 - C. Implementation actions (obligatory)
 - D. Monitoring the impact of the project actions (obligatory)
 - E. Public awareness and dissemination of results (obligatory)
 - F. Project management (obligatory)

²⁷ Refer to Annex 3 on how to create a proposal on-line by using the eProposal tool

- Form C2 Reporting schedule
- **Financial application forms**
 - Form F1 – Direct personnel costs
 - Form F2 – Travel and subsistence costs
 - Form F3 – External assistance costs
 - Form F4.a – Infrastructure costs
 - Form F4.b – Equipment costs
 - Form F4.c – Prototype costs
 - Form F6 – Costs for consumables
 - Form F7 – Other costs
 - Form F8 – Overheads
 - Form FC – Financial contributions

Refer to paragraphs 3.3 and 3.4 to get details about the technical and financial application forms.

3.2 General rules

- It is recommended to use either Firefox and/or Internet Explorer 11 browsers.
- In order to enter data into the proposal, use the 'Edit' mode; a 'View' mode is also available and you can switch from one mode to the other at any time during preparation of your proposal;
- You may introduce the information either directly into the textboxes or you may copy and paste information in simple text format; note that for security reasons, a text copied and pasted from a Word document or an html page may not be accepted entirely, therefore simple, basic text editors such as Notepad suit better for this purpose;
- **Always click on the 'Save' button before switching to another form;**
- All fields allow introducing a limited number of characters – these limits are clearly displayed. Please note that in order to ensure that the text input in large text fields can be printed in the pdf extract, only the following formatting may be used: bold, italics, underlined. Only simple lists (simple enumerations 1,2,3, A, B,C etc.; or bullet points) will appear correctly. If you need to insert tables, do not do so in text fields: please use the Add picture(s) functionality available at the end of most forms;
- Fields marked with a red asterisk (*) are obligatory information and must be filled in. When validating the proposal, error messages will be displayed if mandatory fields have been left empty;
- The data between various technical and financial forms are intrinsically connected, this is why as a matter of principle the information will be introduced manually only once and then automatically transferred to other relevant forms across the application;

- Disabled fields cannot be filled in manually since the respective information will be extracted and/or calculated automatically from other forms;
- You will be allowed to insert objects (such as maps, graphs, tables, photos) in certain forms where the "Maps", "Pictures" or "Declaration" headings appear; you may only use png, jpg, tif, gif, bmp formats; the maximum size accepted is 2MB;
- Enter all dates in DD/MM/YYYY format or use the calendar functionality where available;
- At any stage, you may view your proposal as a pdf document, by clicking the 'Request pdf' button available in the Proposal exports and Attachments sections of eProposal. Once the pdf version of your proposal has been created, you will receive an e-mail which will allow you to download it straight away, or to do so from the Proposal exports and Attachments sections of eProposal (remember to 'refresh' the page, press key F5);
- You may extract the content of your proposal in order to work off-line:
 - o B and C forms to an editable Word document, by clicking on the 'Download working copy' button available in the Proposal exports section;
 - o Financial forms and reports to an editable Excel document, by clicking on the 'Financial data export' button available in the Proposal exports and Attachments sections;
 - o Please note that these are only working documents to be used to prepare input in eProposal forms and fields. It is not possible to automatically transfer the Word text or the Excel data back into eProposal.
- All the content of a proposal can be edited / viewed using the Proposal menu available at the top of the screen.

The screenshot displays the eProposal system interface. At the top, there is a navigation bar with five tabs: 'Home', 'Call for proposals', 'Proposal' (which is the active tab), 'Messaging', and 'Account'. Below the navigation bar, the main content area is divided into two columns. The left column contains a breadcrumb trail 'Proposals / LIFE ABC / Administrative' and a table with columns 'Last update at by' and 'Proposal status'. Below the table, there is a section titled 'General project information' with a form field for 'Project title (max. 120 characters) must contain the acronym' and another field for 'Project acronym (max. 120 characters) must contain the title'. The right column contains a vertical menu with the following items: 'Administrative part', 'Technical part', 'Financial part', 'Attachments', 'Reports', 'Proposal exports', 'Access rights', 'Proposal information', and 'Last validation'. Each item in the menu has a right-pointing arrow next to it.

3.3 Technical application forms

The technical part of the *LIFE Climate Action* application file consists of three parts (A, B and C).

Where you have no specific information to put on certain parts of obligatory forms, you are advised to indicate "not applicable" or "none" or "no relevant information" or an equivalent indication. Do not leave empty parts in obligatory forms.

3.3.1 Administrative forms (A forms)

Form A1 – General project information

Project title (max 120 characters): It should include the key elements and objective of the project, such as the climate objective targeted by the project. Note that the Contracting Authority may ask you to change the title in order to make it clearer. The title of the project must be in English, even if the proposal itself is submitted in a different language.

Project acronym (max 25 characters): The acronym must begin with the word 'LIFE', e.g. 'LIFE ADAPT'. Once the proposal is created in the eProposal system, all technical, financial and reporting forms will bear this acronym (e.g. 'Proposals / **LIFE ADAPT**/ Technical Forms / **A1 – General project information**')

LIFE Programme priority area: Select the priority area from the drop-down menu. Applicants must indicate whether the project is being submitted to the priority area Climate Change Mitigation, Adaptation or Governance and Information.

Sector priority: Select the sector priority from the menu. If the proposal does not fit within the sectors that are listed, please select "Other". This information is used for statistics purposes only.

Expected start date: Type in the date in the format DD/MM/YYYY or use the calendar functionality. The earliest possible start date is 15 June 2017. The start date should be realistic. Please note that if you choose a late date the costs of participation in the kick-off meeting for all new projects may not be eligible.

Expected end date: Type in the date in the format DD/MM/YYYY or use the calendar functionality.

Language of the proposal: Select the language from the drop-down menu. The Contracting Authority nevertheless strongly recommends that applicants fill in the technical and especially the financial parts of the proposal in English.


Click on the 'Next' button and fill in form A2 (see below).

Please note that after the creation of the proposal (see below, form A2) you will be required to enter the following information in form A1:

The project will be implemented in the following Member State(s) and Region(s) or other countries:

- by default the eProposal tool selects the Member State where the coordinating beneficiary is legally registered (as per form A2). You may change it by using the 'Delete' and 'Add' buttons;
- to add a region, select the Member State, then the Region, and click on the Add button; at least one region must be selected.

If project actions will be implemented outside the EU, select the country from the drop-down list.

Member State	Selected regions	Actions
IT - Italy	All regions	
<input type="text" value="AT - Austria"/>	<input type="text" value="All regions"/>	<input type="button" value="Add"/>

Form A2 – Coordinating beneficiary

Short Name (max 10 characters): The beneficiary will be identified throughout the technical forms, the financial forms and the reports by its short name.

E-mail: This e-mail address will be used by the Contracting Authority as the single contact point for all notifications of correspondence availability with the applicant during the evaluation procedure (see above Step 3 point "eProposal Tool", Step 3 "Post-submission Communication").

Legal name (max 200 characters): Provide the full name under which the beneficiary is officially registered.

Legal Status: Select one of the following 3 choices: *Public body*, *Private commercial* or *Private non-commercial* (including NGOs). Tick the appropriate box. Further guidance on how to distinguish private entities from public bodies can be found in section 1.5.2 of this document. Tick the box "Is your company a SME?" if your company is considered a Small or Medium-Sized Enterprise (SME). Fill in the box "Number of employees" if you are an SME.

Value Added Tax (VAT) number: If applicable, provide the entity's VAT registration number.

VAT Reimbursement: please note that non-deductible VAT is an eligible cost, save for those activities matching the concept of sovereign powers exercised by Member States. If your organisation is unable to recover VAT paid (for public entities it can only concern VAT related to activities that do not match the concept of sovereign powers) you can opt to include the reimbursement of VAT in your costs submitted under this proposal, in that case then please tick the box 'YES', otherwise tick the box 'NO'.

Legal Registration Number: If applicable, provide the entity's legal national registration number or code from the appropriate trade register (e.g. the Chamber of Commerce register), business register or other.

Registration date: Type in the date in the format DD/MM/YYYY or use the calendar functionality.

PIC Number (not compulsory): The PIC (Participant Identification Code) is a unique 9-digit code used for the identification of legal entities of projects funded under a number of EU programmes (for example FP7, Horizon 2020, etc.). In case your organisation **is** already registered, please include your PIC number.

Legal address: Enter Street name and no., PO Box, Town / City, Post code.

Member State: Select the relevant member state from the drop-down menu

Contact person information: Enter Name, Surname, Street name and no., PO Box, Town / City, Post code (if they are identical to the legal address, you may copy them directly).

Telephone/Fax: Provide information for the contact person.

Title: Title commonly used in correspondence with the person in charge of proposal coordination.

Function: Provide the function of the person in charge of coordinating the proposal. Example: Managing Director, Project Manager, etc.

Department / Service Name: Name of the department and / or service in the entity coordinating the proposal and for which the contact person is working. The address details given in the fields which follow must be for the department/service and not the legal address of the entity.

Website (max 250 characters): Provide the beneficiary's official website.

Brief description of the activities of the beneficiary (max 2000 characters): Please describe the entity, its legal status, its activities and its competence in climate action, particularly in relation to the proposed actions. The description given should enable the Contracting Authority to evaluate the technical reliability of the coordinating beneficiary, i.e. whether it has the necessary experience and expertise for a successful implementation of the proposed project.

In case you propose to include affiliated entities in your proposal, list them here clearly indicating their legal name, pic number (if available) as well as legal status and address. Please also explain in a separate document to be uploaded under the attachments in eProposal ('Affiliates_ACRONYM beneficiary) how the affiliated entities comply with the conditions described above in section 1.5.2.

For private non-commercial entities please provide the key elements that prove that the entity is recognised as such.

Click on the 'Save' button available at the bottom of the form.

Your project proposal has been now created in the eProposal system and the project acronym is automatically displayed on all screens and forms throughout the entire proposal.

Form A3 – Coordinating beneficiary declaration

This form is available at the end of form A2 under the heading 'A3 – Coordinating Beneficiary declaration'.

Some of the information contained in this form (name of the beneficiary, contribution, actions in which the beneficiary is involved and total cost) will be automatically retrieved from the data entered in other forms of the proposal.

Click on the 'Generate declaration' button and fill in manually the following fields:

- 'At....on....': indicate the place and the date of the signature.
- 'Signature': This form must be signed.

- 'Name(s) and status of signatory': The **name** and **status** of the person signing the form must be clearly indicated.

Important:

Before completing this form, please check that the beneficiary does not fall into any of the situations listed in art. 106(1) and 107 of the Financial Regulation n° 966/2012 of 25 October 2012 (JO L 298 of 26/10/2012), reference:

<http://eur-lex.europa.eu/LexUriServ/LexUriServ.do?uri=OJ:L:2012:298:0001:0096:EN:PDF>

and that the beneficiary complies with all relevant eligibility criteria, as defined in the LIFE multiannual work programme for 2014-2017 and the LIFE Call for Proposals, including this Guidelines for applicants.

For accuracy purposes, make sure that this form is **generated**, signed and dated **after** having entered all the technical and financial data into your application.

When the form is completed, scan it as an image file (not as a .pdf file, see accepted formats under point 4.1 General rules), then upload it by using the 'Upload declaration' button.

Form A4 – Associated beneficiary declaration and Mandate

This form is available at the end of form A5 (see below) under the heading 'A4 – Associated Beneficiary declaration and Mandate'; click on 'Generate declaration'.

For completing this form, please **see instructions for form A3**.

You need to manually fill in the following fields:

- The forename and surname of the legal representative of the future associated beneficiary signing the form.
- The forename and surname of the legal representative of the future coordinating beneficiary of the project.
- 'At....on....': Indicate the place and the date of the signature.
- 'Signature': This form must be signed.
- 'Name(s) and status of signatory': The **name** and **status** of the person signing the form must be clearly indicated.

Form A5 – Associated beneficiary

Click on the 'Create Associated Beneficiary' button: fill-in all necessary information and click on 'Save' button. The Associated Beneficiary then appears in the list of Associated Beneficiaries.

For completing this form, please **see instructions for form A2**.

If the associated beneficiary is not legally registered in the EU, select the country from the drop-down list.

Form A6 – Co-financiers

If a co-financer will contribute to the project, click on the 'Add Co-financier' button: fill-in all necessary information and click on 'Save' button. The Co-financier then appears in the list of Co-financiers.

For completing this form, please **see also the instructions for form A3 above**.

Note that the co-financier contribution will have to be entered in form FC (see below).

Status of the financial commitment: please indicate either "*Confirmed*" or "*To be confirmed*". If the status is "to be confirmed", this must be explained. Note that at a later stage, if recommended for funding, you will be required to provide the A6 form with status "confirmed".

When the form is completed, scan it as an image file (not as a .pdf file, see accepted formats under 3.2 – General rules), then upload it by using the 'Upload declaration' button.

Important note: A coordinating / associated beneficiary should only appear in the proposal with that single role of coordinating / associated beneficiary and not also as a co-financier. In case a coordinating / associated beneficiary wishes to be a net financial contributor to the project, they should still only submit forms A2/A3 or A4/A5 in which their financial contribution may be higher than their foreseen costs.

Form A7 – Other proposals submitted for European Union funding

Please check the box "Has this proposal been submitted before?" if you are resubmitting this proposal. Please provide the references and acronym of the previous proposal. For example: "LIFE11 ENV/country/001040 "ACRONYM".

Applicants should not underestimate the importance of this form: Clear and complete answers must be provided to each question (max 5,000 characters for each question). The beneficiaries must inform the Contracting Authority about any related funding they have received from the EU budget, as well as any related ongoing applications for funding from the EU budget. The beneficiaries must also check that they are not receiving on-going operating grants from LIFE (or other EU programmes) that would lead to double financing.

Failure to signal this in the appropriate form might lead to rejection of the proposal.

If the applicant is proposing a continuation of a previous LIFE project, he should clearly describe in this form why a further project phase is needed and, how this will complement the results achieved with the previous project ensuring that no double financing will occur.

LIFE projects should not finance actions that are better financed by other EU funding programmes (see, section 1.5.16). **Applicants must therefore verify this aspect carefully** and provide the fullest possible information in their answers. Supporting documents (e.g. extracts from the texts of the relevant programmes) should be provided (as far as possible and appropriate). Please also note point 1 of the declaration in form A3 that you have to sign; National Authorities may be asked to review this declaration.

3.3.2 Project outline (B forms)

Form B1 – Summary description of the project (to be completed in English)

Please provide a Summary Description of your project. The description should be structured, concise and clear. It should include:

- **Project objectives (max 2,500 characters):** Please provide a detailed description of all project objectives, listing them by decreasing order of importance. Objectives should be phrased in terms of the project's contribution to the development and demonstration of innovative policy approaches, technologies, methods and instruments; and in terms of its contribution to consolidating the knowledge base for the development, assessment, monitoring and evaluation of climate policy and legislation. These objectives must be realistic (be achievable within the timeframe of the project with the proposed budget and means) and clear (without ambiguity).
- **Actions and means involved (max 2,500 characters):** Please explain clearly what means will be utilised during the project to reach the objectives indicated above (financial means should not be indicated). Please ensure that there is a clear link between the proposed actions and means and the project's objectives.
- **Expected results (quantified as far as possible) (max 2,500 characters):** Please list the main results expected at the end of the project. These must directly relate to the climate problems targeted and to the project's objectives. The expected results must be concrete, realistic and **quantified** as far as possible. Since the project's final achievements will be judged against its expected results, please make sure that the expected results are well defined and well quantified. Expected results should not be the project's objectives, but they should be *outputs* and quantified *achievements* allowing it to reach the objectives. In this regard, consistency shall be ensured between environmental benefits and/or the climate action described here and values reported in the table on Performance Indicators.
- **EU policy priorities:** Applicants are required to indicate whether the proposal addresses one of the EU policy priorities listed in section 2 of this document. If this is not the case, the applicant has to tick 'none'.
- **Reasons why the proposal falls under the selected policy priority (max 2,500 characters):** The applicant has to explain in detail why he considers that the proposal falls under the selected policy priority.

If the project proposal is not presented in English, applicants may provide a summary description of the project in the language of the proposal as well. This is however optional. A separate form 'B1 – Summary description of the project (in the language of the proposal)' is available.

Form B2 – Climate problem targeted and, if applicable, other environmental benefits

- **Climate problem targeted and, if applicable, other environmental benefits (max 10,000 characters):**

Please provide a clear description of the climate problem targeted by your proposal, and how it relates to one or more of the three climate priority areas. Explain why you consider that this problem is related to European climate policy and legislation.

For certain types of projects eligible under LIFE Climate Governance and Information there may not be a specific climate problem as the project proposal may relate to more general activities in support of effective control process as well as measures to promote compliance in relation to Union climate legislation, and in support of information systems and information tools on the implementation of Union climate legislation. In such cases where the "problem" relates to one of the above governance areas and not, strictly speaking, to a specific climate problem, the project proposal should specify and detail the climate governance problem targeted.

If other environmental benefits are applicable, please provide a description of expected results and synergies with other policy areas, especially regarding ecosystem based adaptation projects and their scope to deliver biodiversity and nature conservation benefits and include appropriate indicators to measure output and impact.

- **Please explain the project's best practice, demonstration or pilot character (max 10,000 characters)**

For details, see section 1.2.

State of the art and innovative aspects of the project:

Provide a description of the state of the art of the technique or method addressed and a description of the technical scale of the project (pilot scale, pre-industrial scale, first full-scale application). In the case of pilot/demonstration projects elaborate on the technical description of the processes or methods and / or proposed innovation(s), new elements, improvements and describe the previous research and experience carried out in preparation for the project implementation, including feasibility studies. In any case, describe the key climate benefits of the project and its objectives for replicability and transferability. Describe activities for monitoring / measurements and / or evaluation of the project.

If the proposal aims to develop and demonstrate innovative climate change mitigation/adaptation technologies, systems, methods and instruments, please take into account that the innovative nature of the proposed actions can be evaluated from different perspectives: a) relative to the technologies applied by the project (technological innovation), b) relative to the way technologies are implemented (innovation in processes or methods) and, c) concerning the business and economic models developed by the project (innovative business model). These different dimensions of the innovatory nature have to be compared with the state of the art at global (world) level. Innovation should not be restricted to pure technological breakthroughs. For instance, a new procedure may change one specific step in the process of manufacturing a product or, alternatively, it may bring about a more

general transformation of the entire production cycle, and thus of that cycle's total impact. The same applies for a new economic or business model which would have the potential to turn a hitherto valueless waste into an input by means of business reengineering or change in the economic model.

N.B. Projects which involve any research and development or merely preparatory activities (studies, surveys, etc.) cannot be considered innovative per se. Transfer of best practice cannot be considered innovative.

Form B3 – EU added value and socio-economic effects

EU added value of the project and its actions (max 10,000 characters): Please indicate whether and how your project contributes to the implementation and the development of the European Union climate legislation. Describe if it contributes to the integration of climate into other policies and/or if it contributes to sustainable development.

The information provided in this field will be used for the evaluation of the proposal under the respective award criteria (for details see the *'LIFE Climate Action Guidelines for evaluation of project proposals 2016'*):

- **Contribution to climate objectives**

Outline the contribution to increased climate resilience and/or the reduction of greenhouse gas emissions. Projects need to demonstrate a transformative impact which should contribute to the shift towards a resource-efficient low-carbon economy.

- **Contribution to priority areas and EU policy priorities for 2015**

Describe the extent and the quality of the contribution to the specific objectives of the priority areas and to the EU policy priorities

Quality of multipurpose, synergies, integration

Please provide a summary of whether your project includes a multi-purpose delivery mechanism which improves integration of specific environmental or climate objectives in other policy areas or has synergies with the objectives of other Union policies. For example, regarding ecosystem-based adaptation projects, please provide a description of expected results and synergies with other policy areas, such as the scope to deliver biodiversity and nature conservation benefits.

- **Replicability and transferability**

Provide a summary of how the climate issue addressed by your project may be relevant and / or transferable to other locations in the EU. This should be expanded upon further below at action level, where concrete replication and transfer plans should be detailed.

- **Transnational character, green procurement, uptake**

Here, you should provide a clear description of the geographical scope of the project. A **transnational approach** and / or a **multinational partnership** may, if well justified

here be also considered as EU added value. Other aspects including green public procurement should be mentioned here.

Socio-economic effects of the project and efforts for reducing the project's "carbon footprint" (max 10,000 characters):

Please indicate the probable impact of the project actions on the local economy and population. In particular, applicants are expected to elaborate on the assessment of the impact on jobs and growth, also taking into consideration the continuation of the project and relevant replicability/transferability scenarios. In this regard, consistency shall be ensured between jobs and growth data reported in this form and values reported in the table on Performance Indicators.

Please also explain how you ensure that the "carbon footprint" of your project remains as low as is reasonably possible. Any details of efforts to be made to reduce CO₂ emissions during a project's life shall be included here. Generally, this would mainly concern reduction of the project's carbon footprint during project management activities (reduction of travel, use of recycled paper etc.).

Form B4 – Stakeholders and target audience (max 12,000 characters)

Indicate the stakeholders the proposal intends to involve and how. Please indicate what kind of input you expect from them and how their involvement will be used and useful and/or needed for the project.

Describe target groups and methods for dissemination of knowledge. Comment on activities for general publicity and / or marketing of the concept during and after implementation. Please link this information with the actions you foresee in terms of replication and transferability of the results and include qualitative/quantitative data on target groups (for example, stakeholders actually or potentially interested in the project results, market analysis, etc.).

Please ensure a clear distinction between stakeholders and main target audiences:

- **"Main target audience"** refers to the audience (e.g. sections of the population, category of professionals, type of bodies or organisations, economic players, etc.) the project activities are targeting. These audiences must be defined as precisely as possible (both qualitatively and quantitatively) in the proposal and must be linked to the problem addressed by the project. Project monitoring activities must include the measurement of the impact of the project's activities on this target audience or on its activities (as appropriate, depending on the nature of the project). The selection of the target audience(s) must be justified in view of reaching the project's objectives. Quantitative and qualitative information should be provided wherever possible.
- **"Stakeholders"** refers to entities (e.g. organisations, authorities, persons, groups of persons, NGOs etc.) that have an interest in the issue targeted by the project. Project participants do not have to be listed in this section. Proper stakeholder

consultation and/or involvement should be ensured during the project, as appropriate with respect to the nature of the project.

Form B5 – Expected constraints and risks related to the project implementation and how they will be dealt with (max 12,000 characters)

It is important that project applicants identify all possible **internal or external events** ("constraints and risks") that could have **major negative impacts** on the successful implementation of the project. Please list such constraints and risks, in decreasing order of importance, indicating one main constraint or risk per paragraph. Please also indicate any possible constraints and risks due to the **socio-economic environment**. For each constraint and risk identified, please indicate how you envisage overcoming it. Please ensure that the list is coherent with the "constraints and assumptions" indicated in form C1.

You are strongly advised to include in this section any details on licences, permits, EIA, etc., and to indicate what support you have from the competent bodies responsible for issuing such authorisations. The experience of the LIFE programme has shown that some projects have difficulties completing all actions within the proposed project duration, due to unforeseen delays and difficulties encountered during the project. It is important that applicants identify all possible external events ("constraints and risks") that could cause such delays. One possible reason for such difficulties is the obligation to perform assessments that were not foreseen during the preparation of the LIFE project, in particular:

- Environmental Impact Assessment (EIA), according to the Directive 85/337/EEC (the EIA Directive), codified by Directive 2011/92/EU of 13 December 2011²⁸;
- Strategic Environmental Assessment (SEA), according to the Directive 2001/42/WE (the SEA Directive)²⁹;

These assessments may involve long administrative procedures and data collection analysis. This is normally not a problem if the time and funds necessary are foreseen in the project.

Therefore, before submitting a LIFE proposal, applicants should find out whether one or more of the assessment mentioned above will be required under EU or national law.

Applicants should describe in Form B5 how these issues are taken into account and how they envisage overcoming potential problems. To pre-empt unforeseen problems good communication and consultation with the competent authorities in charge of these procedures is essential. This should already be done at the beginning of the LIFE proposal preparation. Form B5 is the correct place to indicate whether the competent authorities in charge of assessments procedures have been consulted and the results of these consultations.

Finally, please detail how you have taken into account the risks identified into the planning of the project (time planning, budget, etc.) and the definition of the actions.

²⁸ Codified version of the EIA Directive:

<http://eur-lex.europa.eu/LexUriServ/LexUriServ.do?uri=OJ:L:2012:026:0001:0021:EN:PDF>

²⁹ SEA Directive:

<http://eur-lex.europa.eu/LexUriServ/LexUriServ.do?uri=OJ:L:2001:197:0030:0037:EN:PDF>

Form B6 - Continuation / valorisation and long term sustainability of the project's results after the end of the project:

Describe how the project will be continued after the end of the LIFE funding; what actions are required to consolidate the results in order to ensure the sustainability of the project results. Please describe a clear strategy or mechanisms to be put in place to ensure that the results of the project will continue after the funding period. This goes beyond dissemination and After-LIFE plan. In the context of this priority area projects should include a clear strategy for maintaining project results of the proposed solutions after the end of the project. Project activities should show such commitment and already prepare for project continuation during the project timeframe.

Please note that information provided in this section may be updated during the project life according to the project's results.

In particular, please reply to the following questions:

- **Which actions will have to be carried out or continued after the end of the project? (max 5,000 characters)** Please list such project actions indicating their reference (e.g. A1, A2...) and title.
- **How will this be achieved? Which resources will be necessary to carry out these actions? (max 5,000 characters)** Please indicate how the above actions will be continued after the project, by whom, within what timeframe and with what financing the above actions will be continued after the project. Discuss here the technical, financial and human resources.
- **To what extent will the results and lessons of the project be actively disseminated, transferred and/or replicated after the end of the project to those persons and / or organisations that could best make use of them? (Please identify these persons / organisations) (max. 5,000 characters):** Please indicate how dissemination/replication activities will continue after the end of the project. Please list the persons / organisations that have been so far identified as targets for these dissemination activities.
- **How will the long-term sustainability of the project's concrete actions be assured? (max. 5,000 characters):** Please provide details.

3.3.3 Detailed technical description of the proposed actions (C forms)

The applicant must list all the actions that will be implemented under the project. There are six types of actions:

- A. Preparatory actions (if needed)
- B. Purchase / lease of land and / or compensation payments for use rights (if needed)
- C. Implementation actions (obligatory)
- D. Monitoring the impact of the project actions (obligatory)
- E. Communication and dissemination of results (obligatory)
- F. Project management and monitoring of the project progress (obligatory).

To be considered eligible for funding, all actions must meet each of the following conditions:

- the need of the action has to be well justified in view of the objectives of the project; and
- the long-term sustainability of the investments must be guaranteed.

Under each type of C form actions (A, B, C...), the applicant must list the different actions: A1, A2 ..., B1, B2 ... C1, C2 ... etc. Sequential numbers under the same category of actions are generated automatically and their order may be changed using the 'Up↑' and 'Down↓' arrows. Inside each action (A1, A2, ..., B1, B2,... etc.) specific sub-actions (A1.1, A1.2, ...) may be included by the applicant (manually) in the section "**Description (what, how, where, when and why)**". When structuring a proposal, it is strongly recommended to limit the number of actions as much as possible grouping them into homogenous activities and clarifying the logical flow through sub-actions. **Please be reminded that the number of actions and sub-actions should be limited to those strictly necessary to clarify the logical flow of the project.**

It is recommended that only actions that are expected to have an important output for the project (e.g. design of the pilot, construction of the pilot, etc.) are presented as a **separate action**.

The actions must be described as precisely as possible. The descriptions may be accompanied by maps locating the actions, explanatory graphs, tables or pictures which may be included in the forms by using the "Pictures" functionality. Actions must not be confused with deliverables.

The description of each action should clearly indicate the links with other actions and should clearly (and in quantitative terms) indicate how it contributes to the project's overall objectives. There should be a **clear coherence between the technical description of the action and the financial resources allocated**.

For each action, the applicant should provide the following information:

- **Name of the action (max 200 characters):** Please ensure that the name is short and that it clearly reflects the objective of the action.
- **Beneficiary responsible for implementation:** Please indicate by selecting from the drop-down menu which of the project's beneficiaries will be in charge of the coordination of the implementation of this action. Should more than one beneficiary be implicated, please give full details of which beneficiary is responsible for what in the text field (max 500 characters) available under the drop down list.
- **Description (what, how, where, when and why) (max 7,000 characters):** Please describe the content of the action indicating what will be done, using what means, on which location / site, with what duration and with what deadline. Specify the links with other actions. Please indicate **why** the action is necessary and how it will contribute to reaching the project's objectives. For actions implemented outside the EU, full details should be provided on why such actions are necessary to achieve EU environmental objectives and to ensure the effectiveness of interventions carried out during the LIFE project in the Member State territories to which the Treaties apply. Specific sub-actions (A1.1, A1.2, ...) may be included by the applicant manually in this section (see example for Action D above).

- **Assumptions related to major costs of the action (max 2,000 characters):** Please summarise the methodology used for estimating the costs of the main expenditures in this action (e.g. number of days * average cost / day, ...). Please note that the total cost of the action as inserted in financial forms is displayed automatically (sum of the cost lines created in the F forms for that Action); when creating a new action, this value is by default 0 €. You must give details of the different calculations and estimations on which this total cost is based.
- **Deliverables:** Please list all deliverable products associated with each action and the corresponding completion deadline (day/month/year) by using the 'Add' button. **Deliverable products** are all those **tangible** products that can be shipped (e.g. management plans, studies and other documents, software, videos, etc). For each deliverable, please include the deadline for its completion (day/month/year). Please note that any deliverable product will have to be **submitted as a separate document** (bearing the LIFE logo) to the Contracting Authority together with an activity report.
- **Milestones:** Please list all project milestones associated with each action and the corresponding delivery / achievement deadline (day/month/year). **Project milestones** are defined as **key moments** during the implementation of the project e.g. "Nomination of the Project Manager", "Initial operation of prototype", "Final conference", etc. The corresponding documents do not need to be submitted to the Contracting Authority. You will need to inform the Contracting Authority whether the milestone has been completed or not in the technical reports you will send to the Contracting Authority.
- **Timetable:** For each project action, please tick the corresponding implementation period. When planning the implementation period of your project, please bear in mind that a LIFE 2016 project cannot start before 15 June 2017. Also, please add an appropriate safety margin at the end of the project to allow for the inevitable unforeseen delays.

Please find below indication on the additional information to be provided for specific actions.

Form C0 – List of all actions

This form allows the applicant to create all the actions foreseen in the project, per type of action (A, B, C...), by using the 'Add project action' button. Once an action has been created, you may use the 'Save and next' button to directly create another action.

Very important: project actions have to be created before you are able to introduce any costs in the financial F forms.

Form C1

A. Preparatory actions (if needed)

All preparatory actions must produce practical recommendations and/or information that can be implemented (either during the project or after the project) and be used without requiring further preparatory work. Projects may not include preparatory actions that have been fully completed prior to the start of the project.

Preparatory actions should:

- be clearly related to the objective(s) of the project;
- be significantly shorter than the project duration and end well before the end of the project;
- not be research actions, unless they fall under the exceptions described in point 1.5.15 of this Guide,

Preparatory actions should thus primarily remain restricted to the preparation of the actual implementation phase of the project (technical planning, permit procedures, stakeholder consultations, etc.).

The preparatory actions should cover all that has to be completed to allow the start or proper implementation of other project actions indicated in categories B, C, D, E or F. This includes the preparation of technical documents (blueprints, etc.) and any administrative or legal procedure needed to be carried out (consultation, call for tender, deliberations, training etc.).

If the elaboration of a management plan and / or action plans is foreseen, the description of the corresponding preparatory action should specify what will be done to ensure that these plans will be implemented (for example, competent authorities adopt the plan before the end of the project).

Where preparatory actions do not lead to direct implementation during the project, their description should include a sufficient set of explanations, commitments and guarantees to show that their full implementation after the project is effectively ensured. Otherwise, such actions may be deleted from the project during the revision phase.

B. Purchase / lease of land and / or compensation payment for use rights

It is particularly important that the description of each action clearly indicates how **each** of the eligibility conditions described in the Guidelines for applicants 2016 LIFE Nature and Biodiversity, section 2.4.3 on land purchase is met.

For each action, please indicate the state of discussions with the landowners. Have they been consulted and do they agree in principle? Specify clearly what kind of habitats will be bought / leased and where they are located. Specify how much land will be bought / leased of each habitat types and justify the proposed cost/ha in relation to current land prices. If the land is to be bought through **land swaps**, specify this clearly (to be eligible the swap must be completed before the end of the project). If land is to be bought or leased in order to undertake other actions within the project, **indicate which actions** are dependent on the

land purchase being achieved. If appropriate, please indicate **'alternative' land** that can be bought should difficulties arise with the prime target.

C. Implementation actions (obligatory)

Implementation actions (C actions) are the core actions of the proposal. They should always be *pilot, demonstration and/or best practise actions*, or support communication, dissemination of information and awareness rising in the field of climate action. The output of all C actions should be **concrete, measurable and with a clear benefit** for the climate actions concerned. This benefit should be measured and evaluated under **D-category monitoring action(s)**. The output of each action, quantified when possible, should be reflected in the corresponding deliverable and/or milestone section.

The proposal must include an obligatory action on **replicability or transferability**. This will include a clear set of activities for the cost-efficient replicability or transferability of the actions and results, and the measures taken to ensure the actual replication or transfer of successful pilot/demonstration actions. Successful replication and transferability require a strategy including tasks to multiply the impacts of the projects' solutions and mobilise a wider uptake, reaching a critical mass during the project and/or in a short and medium term perspective after the end of the LIFE project. This goes beyond transfer of knowledge and networking, and involves putting the techniques, methods or strategies developed or applied in the project into practice elsewhere.

Replication and transferability go beyond dissemination and concern concrete project actions that replicate and transfer, for example, projects' solutions to other sectors, entities, regions and countries.

The following activities can be considered as examples of replicability and transferability activities during the implementation of the project:

1. apply the technique or method in several geographic areas;
2. licencing of the proposed techniques or methods to other entities;
3. sign cooperation agreement with other commercial/industrial partners to implement the proposed techniques or methods in several geographic areas additional to those addressed in the project;
4. Prepare business cases on the application of the proposed techniques or methods in sectors different from the one addressed in the project.

D. Monitoring of the impact of the project actions (obligatory)

Each project will have to report on the outputs and impact of the project taking into account the **LIFE performance indicators** (see the excel table: LIFE Performance Indicators Call 2016). These indicators will contribute to evaluating the impact of the LIFE project. Please review project indicators and complete them with the impact of the solution proposed during or at the end of the project (include clear quantification in absolute and relative terms). Please do the same 3 or 5 years after the project ends (please select the timeframe most suitable for your project).

The excel table of project performance indicators has to be submitted through eProposal as an attachment.

A specific action to monitor and measure the performance indicators, with an individual budget, should be part of the proposal. Information on progress regarding performance indicators have to be submitted at least at the time of the project formal reporting (Progress, Mid-term and Final).

Where relevant, applicants may implement a full Life Cycle Analysis (LCA) and include it as a project deliverable.

An assessment of the **socio-economic impact** of the project actions on the local economy and population is also obligatory and shall be included as a deliverable. This can take the form of a study consolidating the data and results over the project lifetime, to be delivered with the Final Report. Examples of positive effects of the project are: direct or indirect employment growth, enhancement of other activities (e.g. ecotourism) aimed to develop supplementary income sources, offsetting social and economic isolation, raising the profile of the area/region, resulting in increasing the viability of the local community (especially in rural areas).

E. Communication and dissemination of results (obligatory)

LIFE Climate Action projects must include a significant set of activities (synthetically and homogeneously grouped in a few sub-actions) to disseminate the results of the project.

Projects should typically include the following types of communication activities:

- information and awareness raising activities regarding the project to the general public and stakeholders. These activities should start at an early stage in the project.
- more technical dissemination activities aimed at transferring the results and lessons learnt **to those stakeholders that could usefully benefit from the project's experience**
- Networking

For each action, please specify and justify the target audience. If an action involves meetings (for example with local stakeholders), you should specify how many meetings, where, when, who will attend, what will be discussed, how many persons are expected to participate and how this will help the project. If an action concerns brochures, leaflets, publications, etc., specify how many copies, how many pages (size, colour, etc.), to whom they will be distributed and when. Should an action concern a film, specify the format, duration, number of copies, where it will be shown, etc. Should beneficiaries plan to present the project results in national / international events (conferences, congresses), the relevance and added value for the project should be clearly explained.

All actions should specify the expected results in qualitative and quantitative terms (e.g. improved support from the local community, 2,500 persons informed, 3,000 newsletters circulated...), indicating how this serves the project's objectives.

The following dissemination activities are considered obligatory, and shall be grouped in one sub-action which includes the following list of deliverables:

- **Notice boards** describing the project shall be displayed at strategic places accessible to the public. The LIFE logo should always appear on them.
- a newly-created or updated existing **website** (with the LIFE logo) (deliverable),
- A **layman's report** shall be produced in paper and electronic format at the end of the project. It shall be presented in English and in the project's language. This report shall be 5 to 10 pages long and present the project, its objectives, its actions and its results to a general public.

Networking with other projects (including LIFE III, LIFE+ and/or LIFE projects), information exchange activities etc., should be presented as one distinct obligatory sub-action.

Media work, organisation of and participation to events, production of brochures and films, technical publications are not considered obligatory, but are foreseen in many projects and they are welcome as evidence of good dissemination.

See General Conditions of the Model LIFE Grant Agreement for full details of communication and dissemination requirements.

Please see also <http://ec.europa.eu/environment/life/toolkit/comtools/index.htm> for detailed advice on communication and dissemination actions and the guidelines on [how to design a LIFE web-site](#):

<http://ec.europa.eu/environment/life/toolkit/comtools/resources/documents/website.pdf>.

F. Project management and monitoring of project progress (obligatory)

The applicant should list the different activities (synthetically and homogeneously grouped in a few sub-actions) aiming at managing / operating the project and monitoring the progress of the project as well as quality control and risk management, including contingency planning. This typically involves at least all of the following activities and associated costs:

Overall project management:

Each project must include one sub-action named "Project management by (name of the beneficiary in charge)". This sub-action should include a description of the project **management staff** and describe management and reporting duties of the project beneficiaries, even if no costs will be charged for this to the project.

Please include a **management chart** of the technical and administrative staff involved. This chart must provide evidence that the coordinating beneficiary (Project Manager) has a clear authority and an efficient control of the project management staff, even if part of the project management would be outsourced. Explain if the management staff has **previous project management experience**.

It is **strongly recommended** that the project manager be full-time. If a coordinator or project manager also directly contributes to the implementation of certain actions, an appropriate part of his/her salary costs should be attributed to the estimated costs of those actions.

It is expected that the project management is carried out by the staff of the coordinating beneficiary. However, outsourcing of project management is possible on the basis of an appropriate justification, provided the coordinating beneficiary retains full and day to day control of the project. The proposal should clearly describe how this control will be guaranteed.

Please also include a **rationale of the project consortium** by indicating, for each beneficiary, the country and the role in the project. Please include the table below as an attachment in "Project management":

	Country	Role in the project
[Beneficiary 1]		
[Affiliate to Beneficiary 1]		
[Beneficiary 2]		
[Beneficiary 3]		

In case you propose to include affiliated entities in your proposal, they shall also be reported in the table.

Audit report:

Where required (see General Conditions of the Model LIFE Grant Agreement), this audit should not only verify the respect of national legislation and accounting rules but should also certify that all costs incurred respect the General Conditions of the Model LIFE Grant Agreement. In the financial forms, the costs for the audit should be under the budget item "Other costs". Audit report must be added to the list of deliverables. No specific sub-action is required.

The threshold for the requirement of a certificate on the financial statements (audit certificate) is 325.000 EUR EU contribution on beneficiary level. This means that in the 'other cost' category, the cost for audit certificates should cover the audited costs of all beneficiaries in the project with a Union contribution of at least 325.000 EUR. For beneficiaries with a lower Union contribution, there is no need to have their costs audited.

After-LIFE Plan:

The coordinating beneficiary must produce an "**After-LIFE Plan**" as a separate chapter of the final report. It shall be presented in the beneficiary's language and optionally in English, in paper and electronic format. For pilot and demonstration projects, the After-LIFE Plan shall in addition set out how the dissemination and communication of the results will continue after the end of the project. It should give details regarding what actions will be carried out, when, by whom, and using what sources of finance. A separate sub-action for this plan should be added to the proposal and the plan must be added to the list of deliverables.

Form C2 Reporting schedule

Activity reports foreseen:

The coordinating beneficiary shall report to the Contracting Authority about the technical and financial progress of the project. The project's achieved results and possible problems should be highlighted in these reports.

Note that the grant agreement, project management, formal reporting (excluding annexes or deliverables) and all communication with the Contracting Authority must be in English, even if the language of the project proposal is different. The costs for translation of reports (excluding annexes or deliverables) are therefore eligible.

For projects with a duration exceeding 24 months or requesting an EU contribution of more than € 300,000, a Mid-term report with a request for a second pre-financing payment has to be provided. For projects with a duration exceeding 48 months and an EU contribution of more than € 4,000,000, if the coordinating beneficiary wishes to request a third pre-financing payment, a second Mid-term Report has to be provided. The Mid-term report(s) are to be delivered, together with the requests for mid-term pre-financing, in line with the thresholds defined in the Special Conditions of the Model LIFE Grant Agreement. One "Final Report with payment request" shall be submitted, not later than 3 months after the project end date. "Progress reports" should also be foreseen in order to ensure that at least one report is received every 18 months (the reporting schedule may be modified during the revision phase). Please consult General Conditions of the Model LIFE Grant Agreement for full details on reporting obligations of LIFE projects.

3.4 Financial application forms

Important: The project's budget may only include costs which are in accordance with Article II.19 of the General Conditions of the Model LIFE Grant Agreement. The EU contribution will be calculated on the basis of eligible costs.

General remarks

- All costs must be rounded to the nearest Euro. Decimals cannot be entered in the forms.
- The coordinating beneficiary and associated beneficiaries, entities identified as 'affiliated entities', as well as other companies that are part of the same groups or holdings, cannot act as sub-contractors.
- Internal invoicing (i.e. costs that result from transactions between departments of a beneficiary) is to be avoided and will only be allowed if it excludes all elements of profit, VAT and overheads. Please note that costs incurred by the same legal entity should in principle be declared under the correct cost categories (personnel costs, consumables, other costs, etc.).
- All contracts attributed under any of the cost categories should respect the principle of absence of conflict of interest, regardless of the amount involved.
- Value added tax paid by the beneficiaries is eligible except for:
 - taxed activities or exempt activities with right of deduction;
 - activities engaged in as a public authority by the beneficiary where it is a State, regional or local government authority or another body governed by public law.
- For each cost line, select from the drop-down menus the short name of the beneficiary that will incur the respective cost and the number of the action to which the respective cost is related.
- To add a cost line use the 'Add' button, to delete a cost line use the 'Delete' button.
- All financial forms are tab activated: in order to create costs lines quickly, you may use the Tab key on your keyboard to move from one field to the next one, and then to the 'Add' button (then press the 'Enter' key: the cost line is added).

If project beneficiaries wish to be involved in project actions at € 0 cost (and have this piece of information reflected in the declarations A3/A4), they have to enter in the financial forms F1-F7 the respective action with the corresponding € 0 cost.

If project beneficiaries (private organisations) wish to include their 'affiliates' in the project, then they should indicate in the description of the cost items concerned that the cost will be incurred by their 'affiliate + name'. Please note that the use of affiliates would need to be introduced in Art. I.7 of the future grant agreement.

Form F1 – Direct personnel costs

General: The salary costs of public body personnel may be funded only to the extent that they relate to the cost of project implementation activities that the relevant public body would not have carried out had the project concerned not been undertaken. The personnel in question, irrespective of whether they are working full or part time for the project, must be specifically seconded / assigned to a project; the individual assignment shall either take the format of a contractual document or that of a letter of assignment signed by the responsible service or authority of the relevant beneficiary.

Moreover, the sum of the public bodies' contributions (as coordinating beneficiary and / or associated beneficiary) to the project budget must exceed (by at least 2%) the sum of the salary costs charged to the project for personnel who are not considered "additional" (*please see Article II.19.2, (a)(iii) of the General Conditions of the Model LIFE Grant Agreement*). This will be automatically checked under Report R4 – Compliance with 2% rule when your proposal is validated by eProposal prior to submission, and also both during the selection phase and when calculating the final EU contribution at the end of the project.

The definition of 'additional' personnel costs includes the costs of all personnel – permanent or temporary – of public bodies whose contracts or contract renewals:

- start on or after the start date of the project or on or after the date of signature of the grant agreement in case this signature takes place before the project start date, and
- specifically mention the LIFE project.

Type of contract: Select from the drop-down menu.

Note that service contracts with individuals (i.e. natural persons) may be charged to this category on condition that Art. II.19.2 (a) of the model LIFE grant agreement is respected and the individual concerned works in the beneficiary's premises and under its supervision and provided that such practice complies with the relevant national tax and social legislation.

Important: The time which each employee spends working on the project shall be recorded on a timely basis (i.e. every day, every week) using time sheets or an equivalent time registration system established and certified regularly by each of the project beneficiaries, unless the employee is specifically assigned to the project full time as per Article II.19 of the General Conditions of the and Annex X (Financial and administrative guidelines) to the Model LIFE Grant Agreement or works less than 2 days per month on average for the LIFE project.

Category / Role in the project: You should identify each professional category in a clear and unambiguous manner to enable the Commission to monitor the labour resources allocated to the project. When the professional category is not explanatory of the role that the person will play in the project, you should also include this information. *Examples of staff categories / roles in the project are: senior engineer / project manager, technician / data analysis, administrative / financial management, etc.*

Daily rate: The daily rate charged for each member of personnel is calculated on the basis of gross salary or wages plus obligatory social charges, and other statutory costs (provided that these costs are in line with the beneficiary's usual policy on remuneration), excluding any other costs (see Annex X of the model LIFE grant agreement for further guidance on this). For the purpose of establishing the budget proposal, the salary may be calculated based on indicative average rates which are reasonable to the concerned category of personnel,

sector, country, type of organisation, etc. Please take predictable salary increases into account when estimating the average daily rates for the project duration.

The total number of productive time per year should be calculated on the basis of the total working hours / days according to national legislation, collective agreements, employment contracts, etc. An example for determining the total productive time per year could be as follows (provided what is established in the appropriate legislation):

Days / year	365 days
Less 52 weekends	104 days
Less annual holidays	21 days
Less statutory holidays	15 days
Less illness / other (when relevant)	10 days
= Total productive time	<u>215 days</u>

Please note that the daily rates indicated in the budget proposal must not be used when reporting the costs of the project; only actual costs, i.e. actual rates and actual hours/days worked on the project may be charged. Any significant deviations from the budgeted costs will have to be justified. Personnel costs shall be charged on the basis of hourly rates obtained by dividing the actual annual gross salary or wages plus obligatory social charges and other statutory costs included in the remuneration of an employee by the actual total productive hours/days for that employee. In case the actual total productive hours for the employee are not recorded in a reliable time registration system a default value of 1720 productive hours shall be used.

Number of person-days: The number of person-days needed to carry out the project.

Direct personnel costs: calculated automatically by multiplying the total number of person-days for a given category by the daily rate for that category.

Form F2 – Travel and subsistence costs

Note: Under this budget category applicants should foresee the travel costs for 2 persons from the project to attend a kick-off meeting with the Contracting Authority representatives.

Beneficiary and Action number: Please select the Beneficiary and the action number to which the travel and subsistence costs are referred to

Destination: Please select the corresponding type of destination: national, inside EU, outside EU

Explanation of assumptions: Provide a brief and clear explanation about the assumption used to calculate the travel and subsistence rate.

The purpose of travel must be clearly described (including the number of days and persons traveling for the same purpose), in order to allow an assessment of the costs in relation to the objectives of the project.

Examples for completing the field 'explanation of assumptions': '2 persons x 1 dissemination event 'xxx' for 2 days', '1 person x 1 technical co-ordination meeting x 1 day', '3 persons x 3 project area visit x 2 days'.

Only costs for travel and subsistence must be included here. Costs related to the attendance of conferences, such as conference fees, should be reported under "Other costs" (form F7). The cost of participation in a conference is only considered eligible if the project is presented at the conference. The number of participants in conferences is limited to those for whose attendance there is a valid technical justification.

Travel costs shall be charged in accordance with the internal rules of the beneficiary. Beneficiaries shall endeavour to travel in the most economical and environmentally friendly way – video conferencing must be considered as an alternative.

In absence of internal rules governing the reimbursement of the use of an organisation's own cars (in opposition to private cars) costs related to the use of these are to be estimated at 0.25 € / km. If only costs for fuel are foreseen, they should also be listed here.

Subsistence costs shall be charged in accordance with the internal rules of the beneficiary (daily allowances or direct payment of meals, hotel costs, local transportation etc.). Make sure that meals related to travel / meetings of the beneficiaries are not included if subsistence costs are already budgeted as per diem allowances.

Travel and subsistence rate and number of travels: Please insert the travel and substance rate and the number of travels. The field 'travel and subsistence costs' should contain the unit cost for one person, the field 'number of travels' should contain the number of travels per person (i.e. if two persons are traveling 3 times to a coordination meeting, then the number of travels is '6').

Form F3 – External assistance costs

General: External assistance costs refer to sub-contracting costs: i.e. services / works carried out by external companies or persons, as well as to renting of equipment or infrastructure. They are limited to 35% of the total budget unless a higher level is justified in the proposal.

For example, the creation of a logo, establishment of a dissemination plan, design of dissemination products, publication of a book or renting of material should be included in external assistance.

Please note that any services supplied under subcontract, but which are **related to prototype development** should be budgeted under prototype and not under external assistance. Costs related to the **purchase or leasing** (as opposed to renting) **of equipment and infrastructure** supplied under subcontract (e.g. installation services) should be budgeted under those cost categories and not under external assistance if they are also depreciated in accordance with the accounting rules.

Procedure: Specify the procedure foreseen to sub-contract the work by using 'public tender', 'direct treaty', 'open tendering procedure', 'multiple offers' and 'framework contract'. Subcontracts must be awarded in accordance with Articles II.9 and II.10 of the General Conditions of the Model LIFE Grant Agreement and the beneficiary's internal rules (for as far as they comply with the aforementioned Articles).

Description: Provide a clear description of the subject of the service that will be subcontracted, e.g. 'carrying out impact assessment', 'maintenance of ...', 'renting of ...', 'consultancy on ...', 'web page development', 'intra-muros assistance', 'organisation of dissemination event', etc. You may use maximum 200 characters for the description of the subcontract if necessary.

General comments on Forms F4.a, F4.b and F4.c – Durable goods

Please put in this category only those goods that the accounting rules of the beneficiary in question classify as durable goods. Conversely, do not put anything in this category that the accounting rules of the beneficiary in question do not classify as durable goods.

In the sub-categories equipment and infrastructure, you need to indicate the actual cost as well as the value of depreciation, in accordance with Article II.19.2 (c) of the General Conditions of the Model LIFE Grant Agreement. Only the depreciation is an eligible cost for the project and the EU co-financing will be calculated on the basis of this amount.

Important: Depreciation of durable goods already owned by beneficiaries at the start of the project is not eligible for LIFE funding.

Actual cost: Full cost of the infrastructure or equipment without applying any depreciation.

Depreciation: Total value of the depreciation in the accounts of the beneficiaries at the end of the project. For the purpose of establishing the budget proposal, the beneficiaries should estimate as precisely as possible the amount of depreciation for each item, from the date of entry into the accounts (if relevant) until the end of the project. This estimation is based on their internal accounting rules and / or in accordance with national accounting rules. This amount represents the eligible cost.

Depreciation is limited to a maximum of 25% of the actual cost for infrastructure and a maximum of 50% of the actual cost for equipment (i.e. per cost item). Blocking error messages will be displayed when validating the proposal if these rules are not being observed. **You should be aware of the fact that, although these are the maximum percentages in the LIFE programme, it does not mean they will be automatically accepted because depreciation must firstly be in line with your internal accounting rules/national accounting rules as mentioned above.** Please note the exceptions listed under Annex X to the model grant agreement.

Exception: For prototypes, the eligible costs are equal to real costs under the conditions set up in Article II.19.2 (c) of the General Conditions of the Model LIFE Grant Agreement.

Form F4.a – Infrastructure costs

Procedure: Specify the procedure foreseen to contract the work by using 'public tender', 'direct treaty', 'open tendering procedure', 'multiple offers' and 'framework contract'. Contracts must be awarded in accordance with Articles II.9 and II.10 of the General Conditions of the Model LIFE Grant Agreement and the beneficiary's internal rules (for as far as they comply with the aforementioned Articles).

Description: Give a clear description and breakdown of the infrastructure per cost item, e.g. 'supporting steel construction', 'foundation of installation', 'fencing' etc.

***Important:** All the costs related to infrastructure, even if the work is carried out under sub-contract with an external entity, should be reported under this heading.*

***NB:** Projects dedicated to the construction of large infrastructure do not fall within the scope of the LIFE Programme and are therefore not eligible. A project is considered to be dedicated to the construction of large infrastructure if the actual cost (as defined above) of a "single*

item of infrastructure" exceeds EUR 500,000. A "single item of infrastructure" means all elements as described in form F4a that are physically bound to ensure the functionality of the infrastructural investment (e.g. for an eco-duct the bridge, barriers, signposting, etc.) Such amount may be exceptionally exceeded if full technical justification is provided in the proposal demonstrating the necessity of the infrastructure for ensuring an effective contribution to the objectives of Articles 10, 11 or 12 of the LIFE Regulation.

Form F4.b – Equipment costs

Procedure:

Specify the procedure foreseen to contract by using: 'public tender', 'direct treaty', 'open tendering procedure', 'multiple offers' and 'framework contract'. Contracts must be awarded in accordance with Articles II.9 and II.10 of the General Conditions of the Model LIFE Grant Agreement and the beneficiary's internal rules (for as far as they comply with the aforementioned Articles).

Description: Provide a clear description of each item, e.g. 'laptop computer', 'database software (off-the-shelf or developed under sub-contract)', 'measurement equipment', 'mowing machine', etc.

Form F4.c – Prototype costs

A prototype is an infrastructure and/or equipment specifically created for the implementation of the project and that has never been commercialised and is not available as a serial product. It may not be used for commercial purposes during the life of the project. (See Article II.19.2 (c) of the General Conditions of the Model LIFE Grant Agreement). Durable goods acquired under the project can only be accepted in this cost category when they are essential to the pilot or demonstration aspects of the project.

Procedure: Specify the procedure foreseen to contract by using: 'public tender', 'direct treaty', 'open tendering procedure', 'multiple offers' and 'framework contract'. Contracts must be awarded in accordance with Articles II.9 and II.10 of the General Conditions of the Model LIFE Grant Agreement and the beneficiary's internal rules (for as far as they comply with the aforementioned Articles).

Description: Give a clear description of the prototype.

Important: *All the costs related to the prototype, even if the work is carried out under sub-contract with an external entity, should be reported under this heading.*

Form F6 – Costs for consumables

General: Consumables declared on this form must relate to the purchase, manufacture, repair or use of items which are not placed in the inventory of durable goods of the beneficiaries (such as materials for experiments, animal feeding stocks, materials for dissemination, repair of durable goods given that this is not capitalised and that they are purchased for the project or used 100% for the project etc.). Should the project include a significant dissemination activity in which substantial mailing, photocopying, or other communication forms are used, the corresponding costs may also be declared here.

Costs for consumables must be specifically related to the implementation of project actions.

General consumables / supplies (as opposed to direct costs), such as telephone, communication costs, photocopies, office material, water, gas, etc. are deemed to be covered by the overheads category.

Procedure: Specify the procedure foreseen to contract by using: 'public tender', 'direct treaty', 'open tendering procedure', 'multiple offers' and 'framework contract'. Contracts must be awarded in accordance with Articles II.9 and II.10 of the General Conditions of the Model LIFE Grant Agreement and the beneficiary's internal rules (for as far as they comply with the aforementioned Articles).

Description: Provide a clear description of the type of consumable materials, linking it to the technical implementation of the project, e.g. 'raw materials for experiments action 2', 'stationery for dissemination products (deliverable 5)', etc.

Form F7 – Other costs

General: Direct costs which do not fall in any other cost category should be placed here. Costs for bank charges, conference fees, insurance costs when these costs originate solely from the project implementation), etc. should be placed here.

Auditor costs related to the auditing of the project's financial reports should always be placed under this budget category. For projects with more than one beneficiary, the total audit cost will be mentioned as one consolidated amount in the proposal, to be incurred by the coordinating beneficiary.

Costs for translation, if needed, must always be reported in this category.

Dissemination materials: costs related to dissemination of information and reproduction (e.g. purchase or printing dissemination materials/products...).

The cost of a **bank guarantee, if required by the Contracting Authority, must always be reported in this category**. Please refer to Article I.4.1 of the Special Conditions and Articles II.19.2 (e) and II.24.1 of the General Conditions of the Model LIFE Grant Agreement and to the *Guide for the evaluation of LIFE project proposals 2016* for more information.

Procedure: Specify the procedure foreseen to contract by using: 'public tender', 'direct treaty', 'open tendering procedure', 'multiple offers' and 'framework contract'. Contracts must be awarded in accordance with Articles II.9 and II.10 of the General Conditions of the Model LIFE Grant Agreement and the beneficiary's internal rules (for as far as they comply with the aforementioned Articles).

Description: Give a clear description of each item, linking it to the technical implementation of the project.

Form F8 – Overheads

Overhead amount: Indicate the general indirect costs (overheads) for each beneficiary. Beneficiaries benefiting from an operating grant from an EU funding programme (such as for example LIFE NGO calls) are not entitled to claim overheads for the period during which they receive an operating grant. In case a beneficiary would receive an operating grant for (a part of) the duration of the project, the beneficiary is obliged to report this and introduce an amendment/correction of the budget tables (Forms F) before the end of the project, excluding the 'overheads' budgeted.

Overheads (also referred to as "indirect costs") are eligible at a flat rate, which will be fixed in the grant agreement as a percentage of the total eligible direct costs of each beneficiary,

excluding long-term lease of land/one-off compensations for land use rights (and excluding the overheads themselves, since they are indirect costs). In accordance with Article II 19.3 of the General Conditions for the Model LIFE Grant Agreement this percentage may not exceed 7% for each of the beneficiaries. A blocking error message will be displayed in Report R1 and when validating the proposal if this rule is not observed.

Note that the column 'Total eligible direct costs excluding land related costs' is automatically filled in by the tool based on the costs entered in forms F1 to F7.

Form FC – Financial contributions

This form describes the funding of the project by the beneficiary(ies) and / or co-financier(s), as well as the EU contribution requested per beneficiary.

Goods or services which are to be provided “**in kind**”, i.e. for which there is no cash-flow foreseen, are ineligible for EU co-financing and should not be included in the project's budget.

Important: The column 'Total costs of the actions in €' is automatically filled in by the application, based on the costs entered in forms F1-F8.

Coordinating beneficiary contribution: Specify the amount of financial contribution provided by the coordinating beneficiary. This amount cannot include any funding obtained from other public or private sources specifically earmarked for the project or for a part of it (which should be declared as other co-financing).

Associated beneficiary contribution: Indicate the financial contribution from each associated beneficiary. These amounts cannot include any funding obtained from other public or private sources specifically earmarked for the project or for a part of it (which should be declared as other co-financing).

Amount of EU contribution requested: Specify the amount of financial EU contribution requested by the coordinating beneficiary and each of the associated beneficiaries. This amount must be in accordance with Articles II.19 and II.25 of the General Conditions of the Model LIFE Grant Agreement.

Amount of co-financing in €: Indicate the financial contribution of each co-financier.

The amounts corresponding to the own contributions and the total costs are transferred automatically to forms A3 and A4. The amounts corresponding to co-financiers contributions are transferred automatically to form A6.

3.5 Reports

eProposal reports contain detailed financial calculations and they are generated automatically, based on the data entered in the technical and financial forms.

Only reports R1 – Budget and R2 – Costs per Action will be included in the .pdf version of the proposal generated by the eProposal tool. The other reports provide, however, practical financial information.

Report R1 – Budget

The form summarises the financial structure of the project, by providing a budget breakdown for the project and an overview of the financing plan.

Reports R2 – Costs per Action, R2a – Costs per Beneficiary, R2b – Costs per Action per Beneficiary, R2c – Costs per Beneficiary per Action

These forms are very useful in order to link technical outputs and costs.

Report R3 – Profit rule per beneficiary

This report verifies that none of the beneficiaries receives a share of the EU contribution exceeding the costs it will incur (see the no-profit rule in Article II.25.3 of the General Conditions of the Model LIFE Grant Agreement).

Report R4 – Compliance with 2% rule

This report shows whether the sum of the public bodies' contributions (as coordinating beneficiary and / or associated beneficiary) to the project budget exceeds (by at least 2%) the sum of the salary costs of their permanent staff charged to the project. If this is not the case, an error message will be displayed when validating the proposal.

Report R5 – National allocation

This report shows the distribution of the EU contribution for the period 2014-2017 per Member States in which the beneficiaries are registered.

3.6 Attachments

Attachment type: Select from the drop-down menu.

Attachment name: Please ensure that the name is short (maximum 200 characters).

Important: the maximum size of each document attached is 2Mb

Attach in this section the appropriate mandatory financial annexes, as explained in the document '*Guide for the evaluation of LIFE project proposals 2016*'. The templates of the 'Public body declaration' and 'Simplified Financial Statement' and the LIFE performance indicators table are provided in the application package available on the LIFE web page.

4. Checklist

The questions below aim to help you check that your application is as well prepared as possible. Your answers should in all cases be "yes". However, the list of questions is not exhaustive and the questions do not provide all the detailed information necessary; please refer to the detailed information included in other sections of this document.

1. Have you checked whether your project fits with the requirements of a LIFE Climate Change Mitigation, Climate Change Adaptation or Climate Governance and Information project?
2. Are forms A3, A4 and A6 signed and dated?
3. Is form B1 at least in English?
4. Have you included a safety margin at the end of the project to allow for unforeseen delays?
5. Is the applicant legally registered in the EU?
6. Have you included the mandatory annexes ? **A) For coordinating beneficiaries that are not public bodies** : (1) annual balance sheet and profit and loss account, (2) audit report or auditor-certified balance sheet and profit and loss account (even if according to your national legislation you are not required to have your accounts audited), (3) simplified financial statement. **B)** public body declaration for coordinating beneficiaries that are public bodies.
7. For each action, have you detailed the expected results as far as possible in quantitative terms?
8. Does your project integrate monitoring, evaluation and active dissemination of the project's results and lessons learnt?
9. Have you included a coherent package of communication and dissemination actions?
10. Have you included substantial activities - beyond the transfer of knowledge and networking - to ensure the replicability and transferability of your solution?
11. Have you included indicators of your project impact during and 3 or 5 years after the project ends?
12. Is the project management team sufficient? Is an organigram provided? Is there a full time project coordinator (not obligatory but strongly recommended)?
13. Have you excluded all actions that can be better financed by other EU funding programmes? In case of doubt, have you foreseen complementary actions or objectives?
14. Have you detailed your efforts towards carbon neutrality?
15. Have you and your associated beneficiaries read the General Conditions of the Model LIFE Grant Agreement in full?
16. Do all actions take place in the European territory of the EU (or are covered by the exceptions foreseen)?
17. For land purchase / compensation payments have you clearly explained how you meet all of the eligibility conditions?

ANNEXES

ANNEX 1: Calendar - LIFE 2016 evaluation and selection procedure

Date or period	Activity
07 September 2016	Deadline for applicants to submit proposals to Contracting Authority
September 2016 to May 2017	Evaluation and revision of the proposals
May-June 2017	Signature of individual grant agreements
15 June 2017	Earliest possible starting date for the Call 2016 projects

ANNEX 2: Important links

a) General documents for all applicants:

- *LIFE Regulation*
<http://eur-lex.europa.eu/legal-content/EN/TXT/?uri=OJ:L:2013:347:TOC>
- *LIFE Multiannual Work Programme 2014-2017:*
http://eur-lex.europa.eu/legal-content/EN/TXT/?uri=OJ:JOL_2014_116_R_0001
- *Link to the LIFE Communication toolbox*
<http://ec.europa.eu/environment/life/toolkit/comtools/index.htm>
- *Financial Regulation* <http://eur-lex.europa.eu/LexUriServ/LexUriServ.do?uri=OJ:L:2012:298:0001:0096:EN:PDF>

b) LIFE Climate Action:

- *Communication on an EU Strategy on adaptation to climate change COM(2013)216:*
<http://eur-lex.europa.eu/LexUriServ/LexUriServ.do?uri=CELEX:DKEY=725522:EN:NOT>
- *Guidelines on developing adaptation strategies SWD(2013)134:*
http://ec.europa.eu/clima/policies/adaptation/what/docs/swd_2013_134_en.pdf
- *EU Strategy on adaptation to climate change : rest of the package:*
http://ec.europa.eu/clima/policies/adaptation/what/documentation_en.htm
- *Climate-ADAPT, the European climate change adaptation platform:* <http://climate-adapt.eea.europa.eu/>
- *Mayors-ADAPT, the European Commission urban adaptation initiative within the Covenant of Mayors:* <http://mayors-adapt.eu/>
- *Decision on land use, land-use change and forestry*
<http://eur-lex.europa.eu/legal-content/EN/TXT/?uri=CELEX:32013D0529>
- *Effort Sharing Decision*
http://eur-lex.europa.eu/legal-content/EN/TXT/?uri=uriserv:OJ.L_.2009.140.01.0136.01.ENG
- *EU forest strategy*
http://ec.europa.eu/agriculture/forest/strategy/index_en.htm
- *Rural Development*
http://ec.europa.eu/agriculture/rural-development-2014-2020/index_en.htm
- *Agriculture*
http://ec.europa.eu/agriculture/climate-change/index_en.htm
http://ec.europa.eu/agriculture/cap-post-2013/index_en.htm

Annex 3. eProposal Tool

The eProposal tool allows applicants for LIFE "traditional" projects to create and submit proposal(s) online. Only proposals submitted through eProposal are eligible to be evaluated.

Please post exclusively IT questions/problems about eProposal to

eProposal Help Desk: env-clima-life-helpdesk@ec.europa.eu

Please note that this Help Desk is **only for IT questions** related to the use of eProposal.

All other questions about LIFE should be addressed by reading the documents included in the application package and, in case of need, by contacting the LIFE National Contact

Point or writing to easme-life@ec.europa.eu.

Please note that if you registered on eProposal for the 2012, 2013 or 2014 LIFE+ Calls for proposals, you may continue to use the same user credentials to register, and may skip steps 1 and 2. You may however be requested to change the password.

Step 1: Create your ECAS user ID and password (for all users)

Access to eProposal Welcome Page is provided via the LIFE web page.

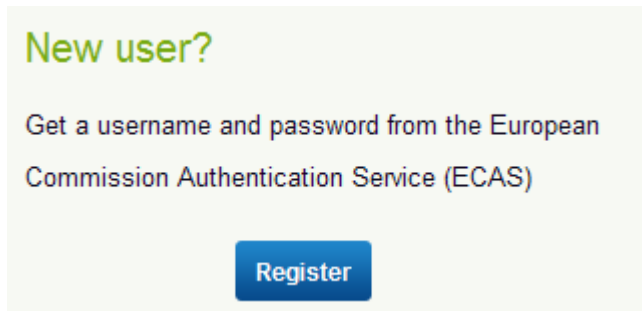
Please, connect to <https://webgate.ec.europa.eu/eproposalWeb>



Please note that the eProposal tool can only be accessed through ECAS (the European Commission Authentication Service). Therefore you have to register in ECAS first and obtain a user ID and a password.

Once you have authenticated your identification, you do not have to re-enter your credentials (username and password) within the same browser session.

In the 'New user?' menu click 'Register':




Create an ECAS account

Please provide the information required:

Note that your domain of connexion must be EXTERNAL

The screenshot shows a web page for creating an account. At the top, a blue header contains the breadcrumb 'EUROPA > Authentication Service > Create an account' and navigation links 'New password', 'Create an account' (underlined), 'Help', and 'Login'. A dark grey banner below the header features a globe icon and the word 'External'. The main content area is titled 'Create an account' with a link 'Help for external users'. The form includes fields for 'Choose a username', 'First name', 'Last name', 'E-mail', 'Confirm e-mail', and 'E-mail language' (set to 'English (en)'). A 'security check' image with a refresh icon and a text input field for the code is present. Below this is a checkbox for the 'privacy statement' and a blue 'CREATE AN ACCOUNT' button. The footer shows 'Last update: 16/03/2015 (4.1.0-hum) | 14 ms | Contact | Privacy Statement | Top'.

Note: If you cannot read the 'security check', do not hesitate to try another one by clicking on the icon  beside the security check image.

Once you have submitted this information, click on the 'Create an account' button. You should then get the confirmation message

Create your ECAS password

You will receive a confirmation message at the provided e-mail account from ECAS (<ecas-admin@ec.europa.eu>).

Note: it can take up to half an hour for the confirmation e-mail to arrive. If you do not receive this e-mail at all, please first check your SPAM folder before contacting the eProposal Help Desk.

**From the moment the e-mail was sent to you, you have 90 minutes
to generate your ECAS password!**

In the confirmation e-mail received, click on 'this link'.

Define your password (minimum 10 characters, containing at least 1 capital letter and 1 digit or special character) and submit.

Once submitted, a confirmation message should appear:

You may change your password or ask for it to be reset in case you forget it. We recommend you keep safely the user ID / e-mail address and password you used to register for registration and login to eProposal (Step 2).

Step 2: Register as a user on eProposal (for all users)

Go to the LIFE eProposal Welcome Page

Sitemap Links Contact What's New Legal notice Logout

EUROPEAN COMMISSION

eProposal (on-line creation and submission of LIFE proposals)

European Commission > Environment > LIFE Programme > eProposal

Session timeout in 29 min Help needed?

Welcome to eProposal

eProposal is the unique tool used by applicants to build and submit LIFE project proposals and by the Contracting Authority to organise the selection of projects to be financed.

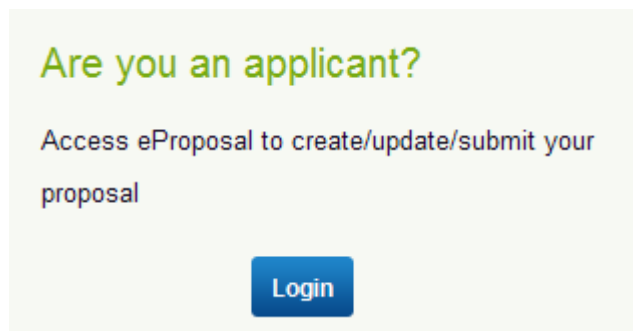
New user?
Get a username and password from the European Commission Authentication Service (ECAS)
Register

Already registered?
Access eProposal to view and manage the proposal(s)
Login

[Privacy statement](#) (please read before proceeding)

eproposal [1.19.1.1]-build.39

Click on the option 'Are you an applicant?'



In the "Are you an applicant?" menu click 'Login'.

You will be redirected to this page:

 A screenshot of the European Commission Authentication Service Login page. The page has a blue header with the European Commission logo and the text "EUROPA > Authentication Service > Login". Below the header, there is a blue banner with the text "Authenticates your identity on European Commission websites". The main content area is divided into two sections. On the left, there is a grey box with a globe icon and the text "External". Below the globe, it says "Is the selected domain correct?" and there is a blue button labeled "CHANGE IT". On the right, there is a dark grey box with a login form. The form includes fields for "Username or e-mail address" and "Password". Below these fields, there are three checkboxes: "Remember my username", "Warn me each time an application asks for my identity", and "View my ECAS account details after logging me in". There is a blue button labeled "LOGIN!". Below the login button, there are links for "Lost your password?", "Create an account", and "Help".

- (1) Check that the domain selected is 'External' (if not, please change it to 'External' by using the 'Change it' link and when asked 'Where are you from?', please specify 'Neither an institution nor a European body' + click on 'Select').
- (2) Enter your e-mail address and password (the one you created in Step 1).
- (3) Click on 'Login' button.

You are now in the LIFE eProposal tool.

Please select the **Applicant User** account type:

Register user

Select account type you request for Applicant User

Message for an administrator

Continue

Then fill in the required information (compulsory fields are marked by a red asterisk *), and click on the 'Save' button available at the bottom of the screen.

You will get the following confirmation message: 'Your user account has been created'.

Once you are registered as a user, you will also see in the list of proposals any proposal you created (or were invited to see) during this LIFE Call or the 2012, 2013, 2014 and 2015 LIFE calls.

Step 3: Create a proposal (to be done by coordinating applicant)

Proposals may only be created in eProposal by registered users acting as "coordinating applicant", i.e. "the owner" of the proposal.

The 'coordinating applicant' will become the 'coordinating beneficiary' should the proposal be selected for LIFE co-financing.

You may now create a LIFE project proposal by clicking the 'Create new proposal' button available at the bottom of the screen:

Home Call for proposals Messaging Account

List of proposals / projects

Unread	Year	Proposal reference	Acronym	Member state	Coordinating beneficiary	Status	Total Amount	EU Contribution	Actions
									Refresh

No items found

Create new proposal

You will be requested to input basic information concerning your proposal, based on the selected LIFE priority area. This information remains editable once the proposal has been created.

For this purpose, you will be automatically redirected to technical form A1 (see below). Please note that you have to fill in both form A1 AND form A2 in order to create a new project proposal in the eProposal tool. The proposal will be then identifiable with the project acronym entered in technical form A1. The information already entered while registering as an applicant will be available under forms A1 and A2 for the proposal you have created.

Please note that for technical reasons it will not be possible to digitally 'recycle' proposals from the LIFE programme. You cannot generate a new 2016 proposal based on a LIFE proposal; you would need to download the old proposal and cut and paste the contents into the 2016 application forms.

Manage access rights (optional)

A LIFE proposal created in eProposal is linked by default to its owner: the user who created it.

The owner of the proposal may:


- view and/or edit the proposal;
- invite other users and grant them edit rights;
- submit the proposal.

Management of access rights




In order for the owner to manage access rights and for other users linked to the proposal to view access rights, you have to perform the following operations:

- Select the proposal for which you want to give access rights to another user or invite an associated beneficiary;
- Go to Proposal menu / Access rights part.

If only the owner is linked to the proposal, the screen will look like this

Last update at null by Proposal status: Draft 

List of proposal users
Please find below the list of users linked to this proposal. Only the owner of the proposal can modify it.

First name	Last name	Email	Owner	Can view	Can edit	Actions
First name 1	Last name 1	user1@foo.bar				


National authorities access
Access granted to National authorities
In those cases where the applicants grant access, all National authorities of Member States participating in the project will be able to:
1. Access the proposal before and after the closing date of the call
2. Access also the communication between the Commission and each applicant who has submitted a proposal through the Mailbox module in eProposal.
Please note that National authorities are bound by confidentiality and absence of conflict of interest obligations and that your choice can always be modified later: ☐

Invite user
Email address:

Inviting another user (optional)

- (c) In order to **invite** another user, the owner of the proposal (the coordinating applicant) must specify the e-mail address of the person to be invited in the bottom field of the screen 'List of proposal users'. The person invited **MUST** have an account registered in eProposal..
- (d) If the invited user is already registered on eProposal:
- The first and last names of this user will appear as '(Pending)' in the Access rights list of users.
 - An invitation message is received at the e-mail address entered by the invited user (when they registered to eProposal).
 - The user logs on to eProposal: on the top of the first screen, the invitation is visible. The user may accept or reject it.

List of proposals

 **Anne, Seekings-Le Quément** has invited you to join proposal **MERCAN CHOUETTE**.


- If the invited user accepts the invitation, the proposal will appear in this user's list of proposals, and the user will be able to view it straight away. The owner of the proposal may then grant this user editing rights

- (e) If the invited user is **NOT** yet registered on eProposal:

- The first and last names of this user will appear as '(Pending)' in the Access rights list of users.

- An invitation message is received at the e-mail address of the invited user specified by the owner of the proposal. This message contains a link to register on ECAS (if needed, see Step 1) and another one to register on eProposal (see Step 2).
- The user logs on to eProposal: on the top of the first screen, both confirmation or registration and the invitation are visible. The user may accept or reject the invitation.

List of proposals

 Your user account has been created

 **Anne, Seekings-Le Quément** has invited you to join proposal **MERCAN CHOUETTE**.

Accept

Reject

- If the invited user accepts it, the proposal will appear in this user's list of proposals, and the user will be able to view it straight away. The owner of the proposal may then grant to this user editing rights.
- (f) The owner of the proposal may invite as many users as wished, following the same steps.
- (g) If several users are linked to a proposal, the Access rights screen will look like this (for the owner of the proposal, for the other users linked to it, all squares will be greyed out):

List of proposal users

Please find below the list of users linked to this proposal. Only the coordinating applicant can modify it, by clicking on the green squares to change a 'No' to 'Yes', or 'Yes' to 'No'.

First name	Last name	Email	Owner	Can view	Can edit	Actions
Seekings-Le Quément	Anne	eproposal6@gmail.com	<input type="checkbox"/>	<input type="checkbox"/>	<input type="checkbox"/>	
fdgh	ghdfgh	eproposal7@gmail.com	<input type="checkbox"/>	<input type="checkbox"/>	<input type="checkbox"/>	
(Pending)	(Pending)	eproposal.aom@gmail.com	<input type="checkbox"/>	<input type="checkbox"/>	<input type="checkbox"/>	

- (h) The owner of the proposal is always greyed out (at least one user must be owner of a proposal at all times).

User(s) who have accepted the invitation are listed and the squares in the columns 'Owner', 'Can view' and 'Can edit' are activated.

If the first and last names are still '(Pending)', it means that this (these) user(s) have not yet accepted the invitation.

The owner of the proposal may decide to **grant editing rights to other user(s) linked to that proposal**. The only condition is for the user to have accepted the invitation sent by the owner. This enables several users to work in parallel on the same project proposal.

To grant editing rights to a user, the owner must click on the 'No' square in the 'Can edit' column: it will then turn to yes. When that user next logs on to eProposal, s/he will be able to edit that proposal.

Important: If a user has been granted editing rights, s/he will be able to perform exactly the same actions as the coordinating beneficiary, i.e. modify, delete, add technical and financial data, etc. but will not be able to submit the proposal and invite other users. The switch between edit and view modes for an associated applicant can be performed as many times as needed / wished by the coordinating beneficiary.

Changing owner

The user that has to become the owner must have already been invited to the proposal. To change owner, the (original) owner must click on the 'No' square in the 'Owner' column corresponding to the user that is to become the new owner: after a confirmation message, it will then turn to Yes. From that moment on the 'former' owner does not have the possibility to manage user rights anymore. When the 'new' owner next logs on to eProposal, s/he will be able to manage user rights for that proposal.

Any data that was already entered in the technical and/or financial forms for the coordinating applicant (e.g. in relation to actions for which the coordinating applicant is responsible, or for costs incurred by this applicant), will have to be manually edited so as to align them to the new set-up of the proposal.

Validating and submitting a proposal


Please note that both steps are compulsory to ensure that the proposal is taken into consideration during the evaluation process!

Validation

After completing the proposal, click on the 'Validate' button available on form A1. A number of pre-defined verifications will be launched throughout the entire proposal, such as checks that mandatory fields are filled in and in the correct format, coherency between dates, consistency of various elements of the budget, etc.

Validation error messages indicate missing or incorrect information. They block the submission of the proposal (e.g. 'Total costs must equal total contributions').

When the validation is performed without any blocking errors, you will receive the following confirmation message:

 Proposal has been successfully validated.


Please note that at this stage the proposal has NOT been submitted yet.

Upon successful validation of the proposal, eProposal will request the owner whether s/he wants to submit the proposal at that moment.

Submission

Once the proposal is validated and before the submission deadline, the coordinating applicant (owner of the proposal) should submit the proposal by clicking on the 'Submit to Contracting Authority' button (this button becomes available on form A1 only after the proposal has been validated and no more blocking validation errors are identified).

After clicking on this button, you will receive the following message confirming that the proposal is successfully submitted:

 Proposal has been successfully submitted to Contracting Authority

The proposal can be modified, validated and (re)submitted as many times as needed until 07 September 2016 (16:00 Brussels time). Each subsequent submission overwrites the previously submitted version (earlier versions are not archived and are therefore not available anymore).

This submission deadline will only be extended in case of 'force majeure' or breakdown of the system and the new deadline (established in a way to compensate the down period) will be communicated on the LIFE website and eProposal welcome page immediately.

The proposal will be automatically forwarded to the Contracting Authority. National Authorities of the Member States in which beneficiaries are legally registered, may also view the proposal if the owner of the proposal ticks the button National authorities access (see description page 79).

Each submitted proposal is automatically attributed a unique project reference code that includes the year of the call, the LIFE priority area and a sequential 6 digits number. All technical, financial and reporting forms will bear this code (e.g. 'Proposals / **LIFE14 ENV/FI/000001 LIFE Water** / Financial Forms / **F1 – Direct personnel costs**'). This code will be referred to in all correspondence with the Contracting Authority during the selection procedure and during the project implementation, if the proposal is retained for LIFE co-financing. A proposal that has not been submitted yet does not carry a reference.

Important: proposals submitted can be modified and re-submitted until the submission deadline is reached. Only the final submitted version of the proposals will be evaluated by the Contracting Authority.

If you want your proposal to be taken into account under the evaluation process, please make sure that you click on the 'Submit to Contracting Authority' button prior to the submission deadline.

The button 'Submit to Contracting Authority' will be deactivated at the submission deadline (07 September 2016 at 16:00 Brussels time). The Contracting Authority may not be held responsible for any problem caused by slow performance of the system or similar issues. Applicants should take the necessary steps to avoid "last minute" submissions.

Please note that National Authorities, when allowed, can see that a proposal (identified by its reference, title, coordinating applicant, total costs and contribution requested) has been submitted, but cannot view the full proposal on-line, unless the coordinating applicant has given them the authorisation to do so.

This authorisation can be granted by executing the following the steps, which have to be carried out by the coordinating applicant:

- (a) Select the proposal for which you want to grant view rights to your National Authority;
- (b) Go to Proposal menu / Access rights part;
- (c) In the National authorities access section, flag the box to give access or leave it as it is if you do not want to grant access.

Please note that the refusal of granting access to the National Authorities applies also to the proposals after the submission.

Last update at null by Proposal status: Draft ●

List of proposal users
Please find below the list of users linked to this proposal. Only the owner of the proposal can modify it.

First name	Last name	Email	Owner	Can view	Can edit	Actions
First name 1	Last name 1	user1@foo.bar	<input checked="" type="checkbox"/>	<input checked="" type="checkbox"/>	<input checked="" type="checkbox"/>	

National authorities access

Access granted to National authorities
In those cases where the applicants grant access, all National authorities of Member States participating in the project will be able to:

1. Access the proposal before and after the closing date of the call
2. Access also the communication between the Commission and each applicant who has submitted a proposal through the Mailbox module in eProposal.

Please note that National authorities are bound by confidentiality and absence of conflict of interest obligations and that your choice can always be modified later:

☐

Invite user

Email address:

- (d) When a National Authority user (for the Member State where the Coordinating applicant or one of the Associated applicants is/are registered) next logs on to eProposal, s/he will be able to view that proposal after approval, even though the submission deadline has not been reached yet.

You may remove access authorisation at any point in time.

Please note that after the submission deadline has been passed, this option is no longer accessible.

Post-submission Communication

Once the submission deadline has passed, communication with applicants who have submitted a proposal will be solely through the proposal Mailbox.

Only the owners of proposals with status 'Received by Contracting Authority' (and later statuses) have access to this Mailbox.

WHO CAN USE IT?

- the applicant: to read messages sent by the Contracting Authority or its Consultant and to reply to these messages and to initiate new messages addressed to the Contracting Authority or its Consultant;
- the Contracting Authority or its Consultant: to send messages to any Applicant and to read Applicants' replies.

HOW DO I READ AND SEND MESSAGES?

There are 2 options to access the messages:

- go to the List of proposals: if you have a new message for a particular proposal, the icon



becomes visible in the 'Unread' column; click on



it to access the mailbox directly;

- if you have already opened a particular proposal, the "Mailbox" is available in the drop-down menu under 'Proposal'.

These 2 options lead to the Thread list:

The proposal LIFE12 ENV/ES/000692 LIFE SMART FOREST has been submitted to NA on 26/09/2012 13:24:12 (Brussels time).

Create thread

Unread	⌵ Topic	⌵ Created at	⌵ Type	⌵ Phase	Status	Actions
1	Official letter	07/12/12 13:08	Rejection letter	Technical compliance check (SELTEC)	Open	
	New thread 1	07/12/12 11:29	Rejection letter	Technical compliance check (SELTEC)	Open	
1	Official EC letter	04/12/12 15:21	Rejection letter	Technical compliance check (SELTEC)	Open	

3 item(s) found

A thread groups all messages linked to the same 'Topic' (which is defined by the one who creates the thread), 'Phase' (the phase of the selection process to which this message is linked) and 'Type' (e.g.: rejection letter, question letter, instruction letter or 'Other').

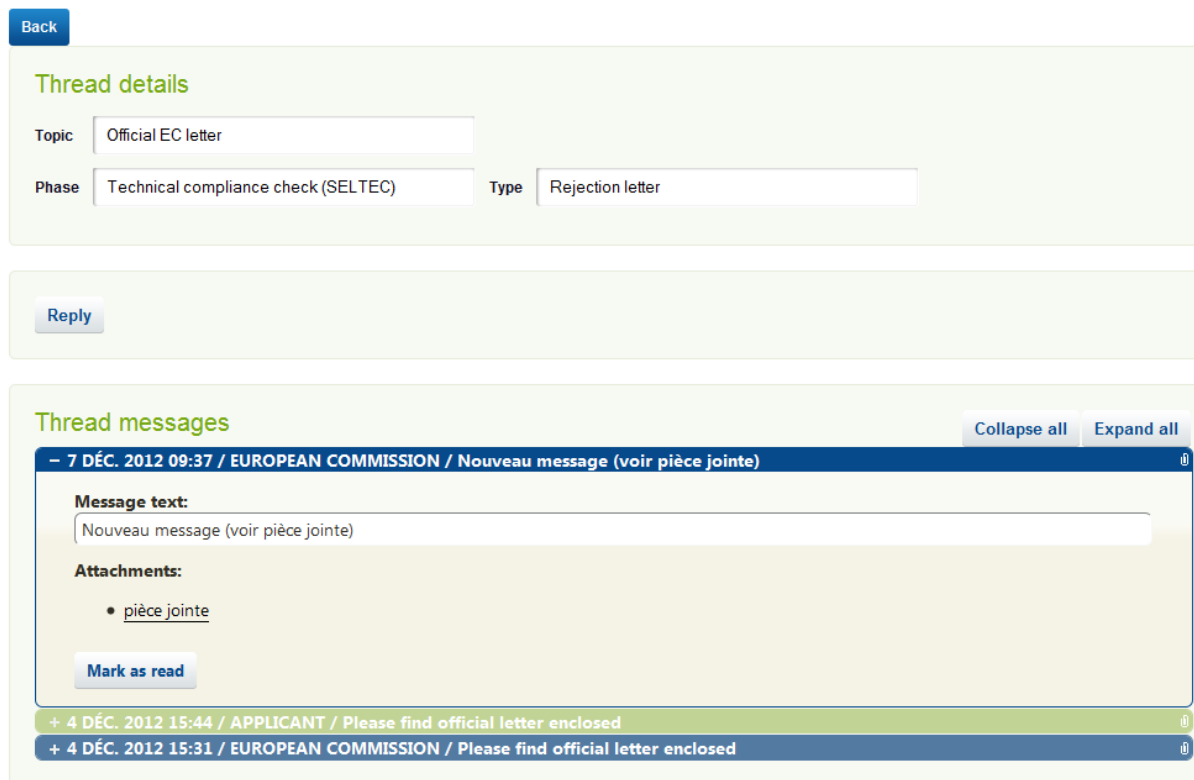
Threads can be created and closed. Official threads (such as Rejection letter, Instructions letter, etc...) can only be created by the Contracting Authority. Applicants can create (and afterwards Close) 'Other' types of threads, using the button

Create thread

.

The Contracting Authority and its Consultant can close any type of thread.



When clicking on icon  for a given thread, the Thread details appear:






The screenshot shows a web interface for viewing thread details. At the top left is a blue 'Back' button. Below it, the section 'Thread details' contains three input fields: 'Topic' with the value 'Official EC letter', 'Phase' with the value 'Technical compliance check (SELTEC)', and 'Type' with the value 'Rejection letter'. Below this is a blue 'Reply' button. The main section is titled 'Thread messages' and includes 'Collapse all' and 'Expand all' links. It displays a list of messages with a header bar for the selected message: '- 7 DÉC. 2012 09:37 / EUROPEAN COMMISSION / Nouveau message (voir pièce jointe)'. The message content shows 'Message text:' as 'Nouveau message (voir pièce jointe)' and 'Attachments:' as 'pièce jointe'. A 'Mark as read' button is at the bottom left of the message box. Below the message box are two summary bars: a green one for '+ 4 DÉC. 2012 15:44 / APPLICANT / Please find official letter enclosed' and a blue one for '+ 4 DÉC. 2012 15:31 / EUROPEAN COMMISSION / Please find official letter enclosed'.

This screen enables you to view all past correspondence (green colour is used for messages posted by applicants, blue colour for messages posted by the Contracting Authority and its consultant). The same colours appearing in a stronger shade indicate a new message, whereas a message in a lighter shade indicates that it has been marked as read.

All applicants have the possibility to define one or many new messages

by clicking the button  .. This is also used to reply to messages previously sent to them (choosing the recipient: Contracting Authority or consultant and clicking on ; if necessary attachment(s) of 2MB maximum size each may be uploaded; please use only generic formats to ensure readability by other users).

By clicking on  the Applicant may see the message about to be sent and check its content and list of attachments. To send the new message click on  . To continue editing the message click on .

HOW WILL I BE ALERTED IF A NEW MESSAGE IS AVAILABLE?


Applicants will receive an e-mail notification message in the mailbox corresponding to the e-mail address indicated on form A2, informing that a new message is available in their Proposal Mailbox.

We advise applicants to regularly check the Proposal Mailbox in eProposal as notification messages may sometimes not reach the recipient (e.g. filtered as SPAM, mailbox changed, mailbox full, etc.).
Only coordinating applicants will receive notification messages.

Deleting a proposal

A proposal which has not been submitted can be deleted at any point in time by the applicant (owner).

To delete a proposal:


- Find it in your list of proposals;
- For that proposal, click on the icon  in the corresponding Actions column;
- When prompted 'Are you sure you want to delete proposal?', press 'OK' to delete it, or 'cancel' to cancel the deletion.


Please be aware that all the information entered in eProposal will be permanently deleted and therefore not retrievable anymore once you have deleted the proposal.

Withdrawal of a Proposal

The applicant (owner) retains the right to withdraw a proposal at any moment after submission. A withdrawn proposal will not be considered during the evaluation.

To withdraw a proposal:

- Find it in your list of proposals;
- For that proposal, click on the Edit icon  in the corresponding Actions column;
- In the proposal menu, choose the Withdrawal form. There you will be able to detail the reason(s) why you need to withdraw your proposal (for instance: expected financing did not materialise), and to confirm the fact that you withdraw your proposal.
- If you click on 'OK' you will receive the following confirmation message:

 Proposal has been successfully withdrawn.